SUMMARY
Development Permit Application No. 2018-002
Proposed Restaurant and Drive-Thru, 441 Central Avenue, Grand Forks

Address	441 Central Avenue, Grand Forks between 4th and 5th Street	
Legal desription	Lot A District Lot 108 Plan KAP34395 PID: 001-481-525	
Existing land use	Parking lot/grocery store/2 retail stores	
Proposed land use	2,500 square foot (232 sq. m) restaurant and drive-thru/parking along Central Ave.	
OCP designation	Commercial core (CC)	Conforms to OCP
Zoning	CC – Core Commercial	Land use conforms to zoning bylaw.
DP Area	General Commercial	
Lot size	2.213 acres	

See context map and air photo below:

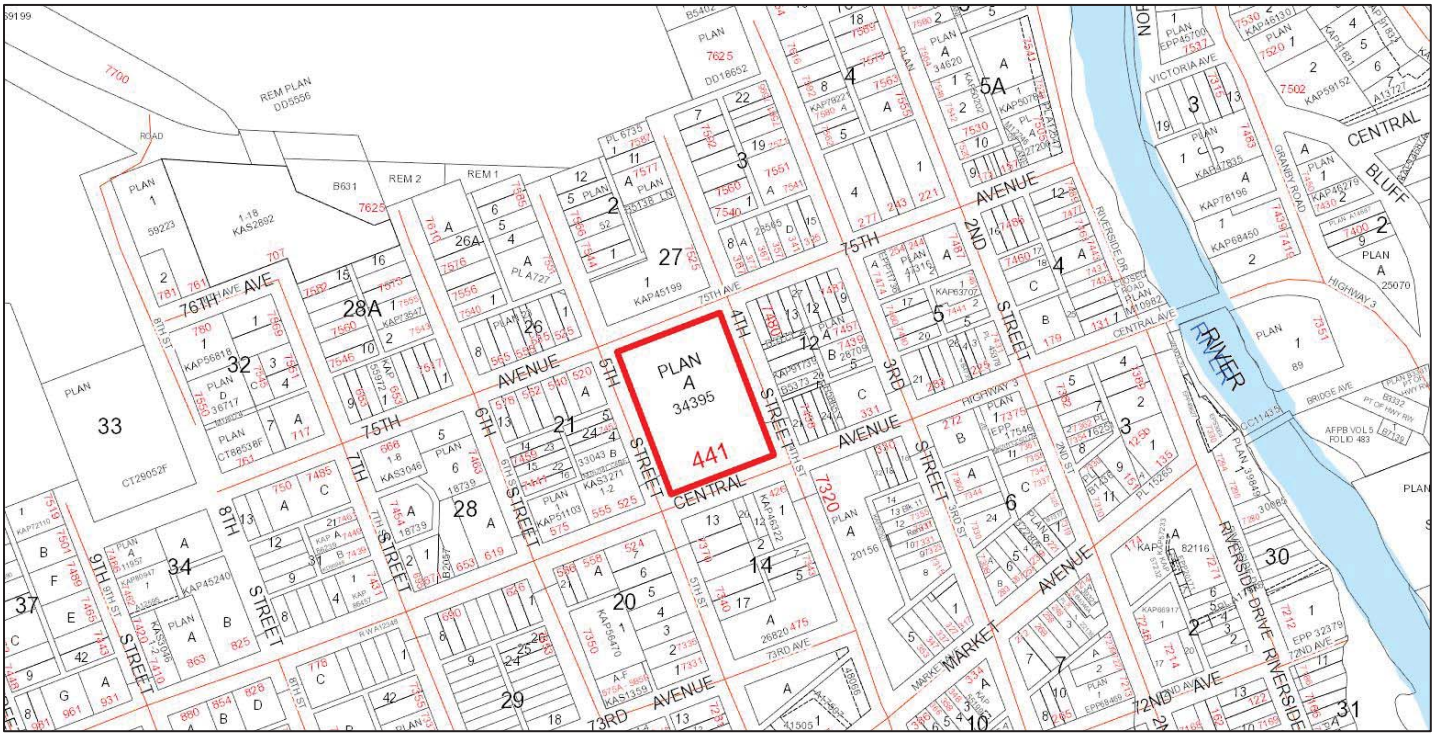

15th Avenue
24th Street
Avenue

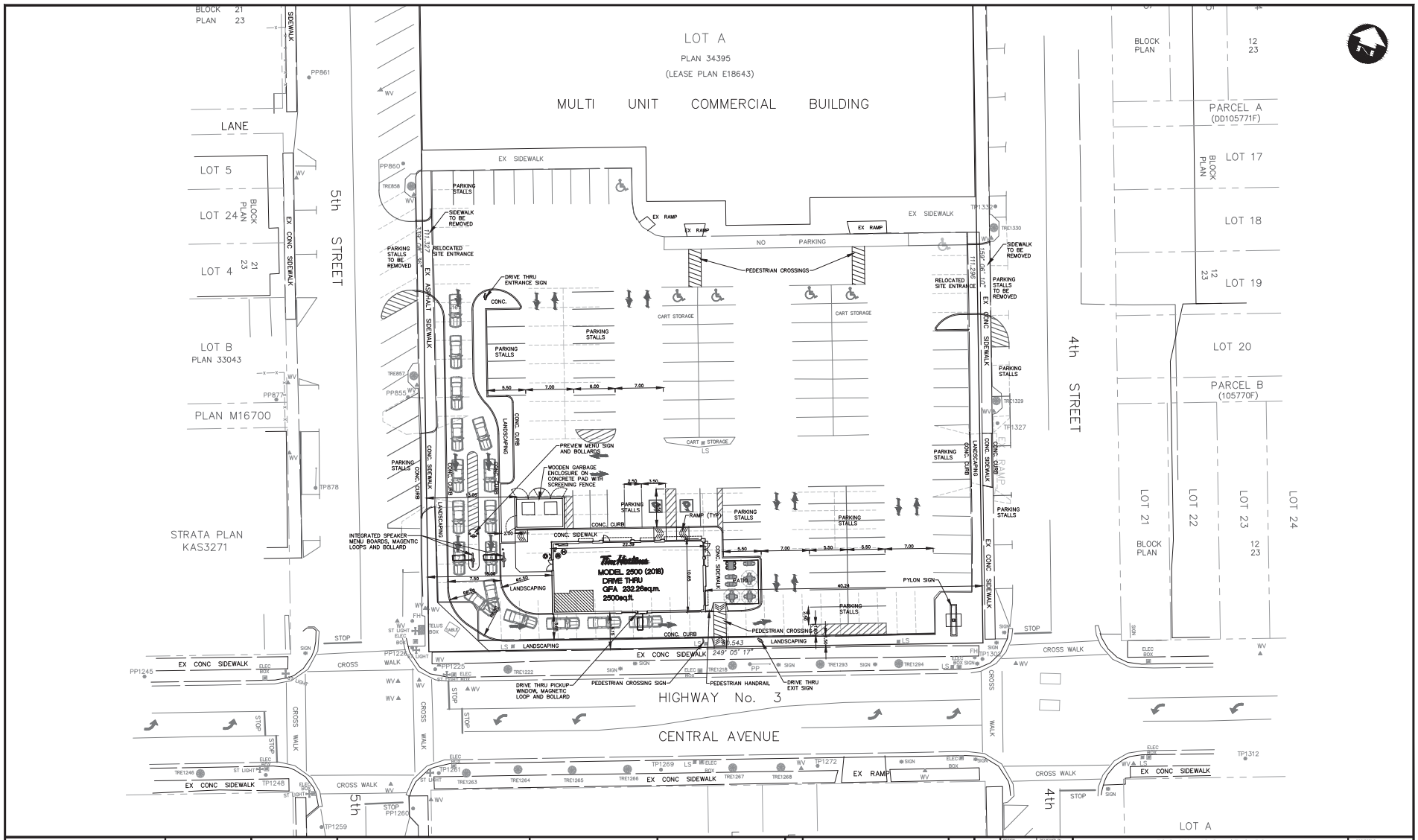

Conditions of Use

Verify elevations and/or dimensions on drawing prior to use. Report any discrepancies to Dillon Consulting Limited.

Do not scale dimensions from drawing.

Do not modify drawing, re-use it, or use it for purposes other than those intended at the time of its preparation without prior written permission from Dillon Consulting Limited.

THE TDL GROUP CORP.
HEAD OFFICE
226 WYECROFT ROAD
OAKVILLE, ON
L6K 3X7
Ph (905) 339-6115
Fax (905) 845-1536

DILLON CONSULTING

No.	ISSUED FOR	DATE	BY
1	ISSUED FOR REVIEW	18.05.25	JMM

DESIGN JMM	REVIEWED BY MW
DRAWN JMM	CHECKED BY RS
DATE February 2018	
SCALE 1:250	

5th St & Hwy #3, Grand Forks BC
Store #107599

Tim Hortons
Site Plan

PROJECT NO. 17 6442

SHEET NO. SP

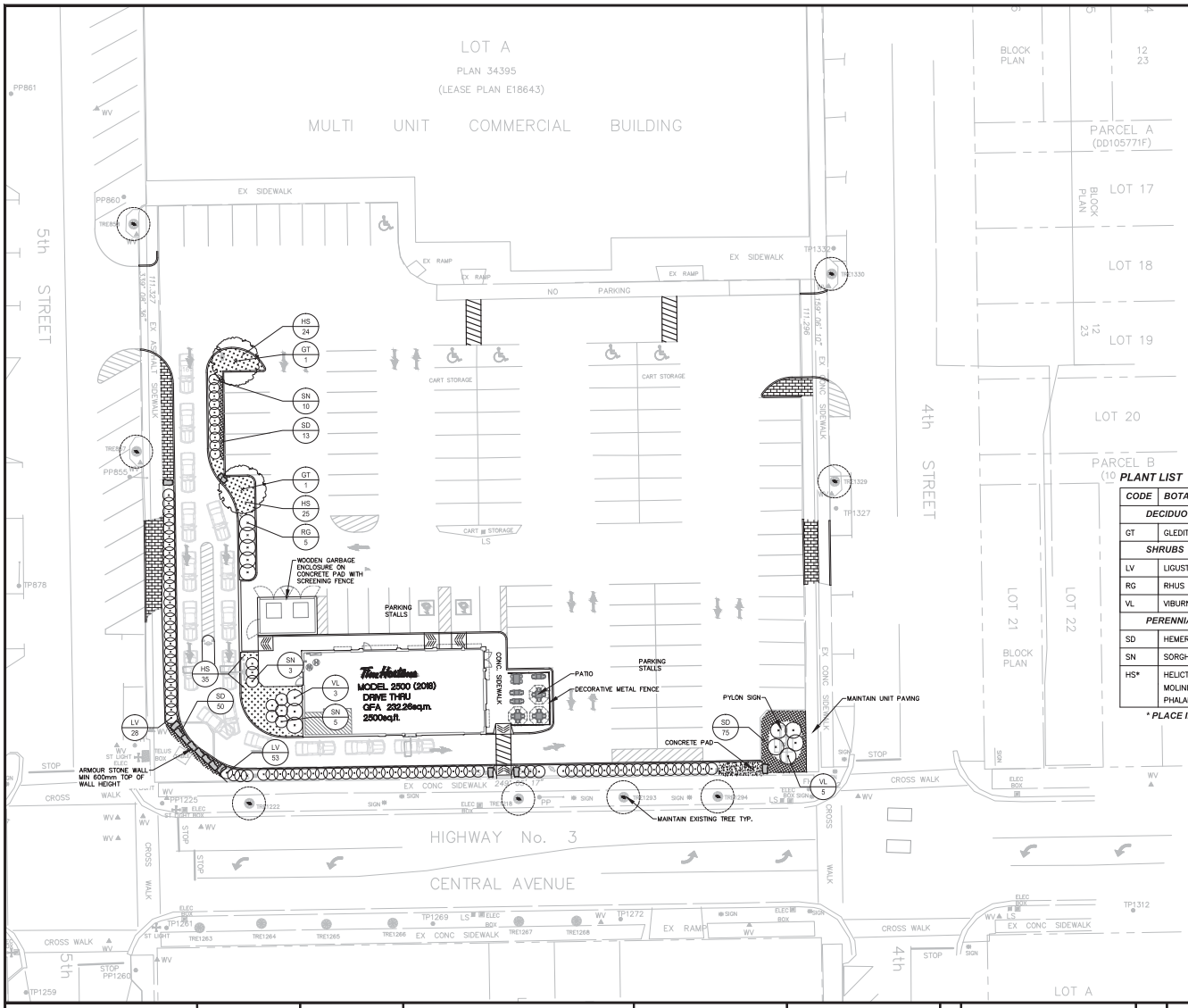

LEGEND

- AU / 28 — PLANT CODE / PLANT QUANTITY
- DECIDUOUS TREE
- PROPOSED SHRUB
- PROPOSED GROUND COVER
- MATCH EXISTING PAVING MATERIAL
- EXISTING TREE TO REMAIN
- ARMOUR STONE SEE NOTE #12 DWG L2
- DECORATIVE METAL FENCE SEE DWG L-2

PLANT LIST

CODE	BOTANICAL NAME	COMMON NAME	QTY.	SIZE	COND.	SPACING
	DECIDUOUS TREES					
GT	GLEDITSIA TRIA. VAR. INERMIS 'HARVE'	NORTHERN ACCLAIM HONEYLOCUST	2	70MM	WB	
	SHRUBS					
LV	LIGUSTRUM VULGARE 'LODENSE'	LODENSE PRIVET	81	50cm	2 GAL	1.0m
RG	RHUS GLABRA VAR. CISMONTANA	WESTERN SMOOTH SUMAC	5	50cm	2 GAL	1.6m
VL	VIBURNUM LENTAGO	NANNYBERRY	8	60cm	3 GAL	1.6m
	PERENNIALS/GRASSES/GROUNDCOVERS					
SD	HEMEROCALLIS 'STELLA DE ORO'	STELLA DE ORO DAYLILY	138		1 GAL	0.3m
SN	SORGHASTRUM NUTANS 'INDIAN STEEL'	INDIAN STEEL GRASS	8		2 GAL	1.5m
HS*	HELICTOTRICHON SEMPERVIRENS	BLUE OAT GRASS	28		1 GAL	0.65m
	MOLINIA CAERULEA	MOOR GRASS	28		1 GAL	0.65m
	PHALARIS ARUNDINACEA	TRICOLOR RIBBON GRASS	28		1 GAL	0.65m

**** PLACE IN GROUPINGS OF 3-5***

Conditions of Use

Verify elevations and/or dimensions on drawing prior to use. Report any discrepancies to Dillon Consulting Limited.

Do not scale dimensions from drawing.

Do not modify drawing, re-use it, or use it for purposes other than those intended at the time of its preparation without prior written permission from Dillon Consulting Limited.

THE TDL GROUP CORP.
HEAD OFFICE
226 WYECROFT ROAD
OAKVILLE, ON
L6K 3X7
Ph (905) 339-6115
Fax (905) 845-1536

DILLON CONSULTING

No.	ISSUED/REVISED	DATE	BY
1	ISSUED FOR REVIEW	18.05.28	

DESIGN JG	REVIEWED BY JB
DRAWN JG	CHECKED BY RS
DATE May 2018	
SCALE 1:250	

5th St & Hwy #3, Grand Forks BC
Store #107599

Tim Hortons
Landscape Plan

PROJECT NO. 17 6442

SHEET NO. L-1

7599 – GRAND FORKS, BC

TIM HORTONS WELCOME DESIGN ELEMENTS

- Tim Hortons new Welcome Image is being rolled out nationally as a brand revitalizing initiative.
- Design Elements are natural looking, lighter and more inviting materials, including Porcelain tile, Wood grain siding, Black window frames, Red entry doors and DT window
- New Tim Hortons script also introduced

GRAND FORKS MODIFIED WELCOME IMAGE

- Architectural Elements introduced to provide Cottage feel, including gabled roof line, decorative wood trim and moulding accents, stone base with stone sill, and wood siding.
- Welcome elements that have been incorporated, include porcelain tile, black window frames, red entry doors, and DT window.





1 SKE5 **NORTH ELEVATION**
SCALE: 1:50



2 SKE5 **EAST ELEVATION**
SCALE: 1:50

EXTERIOR FINISH SCHEDULE

PRODUCT	MANUF.	TYPE & COLOUR
STONE VENEER	SHOULDICE	ESTATE STONE - "NORTON" H- VARIES, L- VARIES, THICKNESS- 90mm, REFER TO MANUFACTURER SPECS FRANKLIN INTERNATIONAL CAULKING: COLOUR TO MATCH STONE VENEER
STONE SILL	SHOULDICE	:424 ROCK STONE SILL - "PEARL WHITE" H- 90mm, L- 600mm, THICKNESS- 143mm FRANKLIN INTERNATIONAL CAULKING: COLOUR TO MATCH STONE SILL
PORCELAIN TILE	STONEPEAK	NEWWALL TILE: ASTER VENUS SIZES: 610mm X 610mm & 610mm X 1220mm (G.C. TO CONFIRM SIZE SHOWN ON ELEVATIONS PRIOR TO INSTALLATION. GROUT 6mm. GROUT COLOR - CHARCOAL. PORCELAIN TILE INSTALLED WITH MAPEI INSTALLATION SYSTEM (REFER TO SPEC'S)
ENGINEERED WOOD SIDING	GOODFELLOW	GOOD STYLE - 6" HORIZONTAL PANELS H- 152mm (6"), L- 4877mm (16'), THICKNESS- 10mm (3/8") CUSTOM COLOUR: TO MATCH SHERWIN WILLIAMS - SW7024 - "FUNCTIONAL GREY" FRANKLIN - INTERNATIONAL CAULKING: COLOUR TO MATCH WOOD SIDING
ENGINEERED WOOD TRIM	GOODFELLOW	GOOD STYLE TRIM EXTERIOR TRIM: H- 140mm (5 1/2"), L- 4877mm (16'), THICKNESS- 19mm (3/4") TRIM AT COLUMN: PRE-ASSEMBLED CORNER, H- 100mm (4"), L- 3048mm (10'), THICKNESS- 32mm (1 1/2") CUSTOM COLOUR TO MATCH SHERWIN WILLIAMS - SW6095 - "TOASTY" FRANKLIN INTERNATIONAL CAULKING: COLOUR TO MATCH WOOD TRIM
PREFORMED ALUMINUM VENTED SOFFIT	ROYAL ALUMIPRO OR EQUIVALENT OTHER	PRODUCT: 3-PANEL, PLAIN, VENTED COLOUR: TO MATCH SHERWIN WILLIAMS-SW6095-"TOASTY"
PREFINISHED METAL GUTTER, DOWNSPOUT AND FASCIA	ROYAL ALUMIPRO OR EQUIVALENT OTHER	PRODUCT: 125mm (5") COMMERCIAL TROUGH COLOUR: TO MATCH SHERWIN WILLIAMS-SW6095-"TOASTY"
PREFORMED METAL FLASHING	ROYAL ALUMIPRO OR EQUIVALENT OTHER	CUSTOM BENT FLASHING COLOUR: TO MATCH SHERWIN WILLIAMS-SW6095-"TOASTY"
ANODIZED ALUMINUM WINDOW	ALUMICOR LIMITED	ALUMINUM FINISH: CLASS 1,7 BLACK ANODIZED BY ALUMICOR CAULKING BETWEEN WINDOW FRAME & STONE VENEER COLOUR: BLACK (BY TREMCO DYMONIC)
SPANDREL GLASS PANEL	PPG	COLOUR: :5-9412 PRIMARY BLACK WINDOW FRAME TO MATCH ANODIZED ALUMINUM WINDOW
ASPHALT SHINGLES	IKO	IKO LAMINATED SHINGLE: CAMBRIDGE COLOUR: HARVARD SLATE
PAINT - BOLLARDS	BENJAMIN MOORE	COLOUR: :HC 6 2023-20-22 'BABY CHICK'

OPERATED BY THE TDL GROUP CORP.

HEAD OFFICE:
226 WYECROFT RD OAKVILLE, L6K 3X7
TEL (905)845-6511 FAX (905)845-5551

CALGARY OFFICE:
7460-51 St. S.E. CALGARY ALBERTA, T2C 4B4
TEL (403)203-7400 FAX (403)203-7480

MONTREAL OFFICE:
10590 CHEMIN COTE de LIESSE,
LACHINE, QUEBEC H8T 1A4
TEL (514)636-2233 FAX (514)636-5313

THESE DRAWINGS SHOULD BE CHECKED FOR CONFIRMATION TO LOCAL, PROVINCIAL, AND STATE BUILDING CODES.

DO NOT SCALE DRAWINGS

THIS DRAWING SHOULD NOT BE USED FOR CONSTRUCTION PURPOSES UNTIL ISSUED FOR CONSTRUCTION BY AN ARCHITECT

REVIEW CHECKLIST

1. REVIEW FACILITY STATISTICS	
2. QUEUING AND STACKING	
3. SEATING LAYOUT	
4. FIREPLACE / TV LOCATION	
5. FRONT LINE SETUP	
6. SHOWCASE CAPACITY	
7. GRAB & GO LOCATION	
8. STAFF AREA	
9. PATIO	

RVP APPROVED: DATE

DIRECTOR OF INTERNATIONAL BUILDING STANDARDS DATE

RESTAURANT OWNER DATE

THIS DRAWING IS COPYRIGHTED BY THE LICENSED FOR USE BY TIM HORTON'S OR ITS AFFILIATES. OR ELSEWHERE WITHOUT THE EXPRESS WRITTEN CONSENT OF THE ARCHITECT. THE ARCHITECT RETAINS THE COPYRIGHT TO THIS DRAWING EVEN IN THE EVENT THAT THE PROJECT IS CLOSED BY TIM HORTON'S. THE ARCHITECT RETAINS THE RIGHT TO USE THIS DRAWING FOR OTHER PROJECTS. A LICENSE TO USE THIS DRAWING IS GRANTED TO TIM HORTON'S FOR THE PURPOSE OF A FRANCHISE OR A VACATION OF THE BUSINESS LAND BUILDER TO CONSTRUCT, MAKE THE PROJECT.

THE ELECTRONIC FILE IS STRICTLY A DESIGN TOOL AND CONTAINS OBSOLETE INFORMATION. THE ARCHITECT WILL NOT BE RESPONSIBLE TO THE HORTON'S REPRESENTATIVE PRIOR TO CONSTRUCTION. THE SE SHALL BE ADVISED OF ANY DISCREPANCIES BETWEEN THE DRAWINGS AND SITE INFORMATION AND THE HORTON'S REPRESENTATIVE.

EXTERNAL REFERENCES:

K. PAUL ARCHITECT INC.
TORONTO • VANCOUVER • ORLANDO
2000 Sherwood Heights Dr. Suite 200, Oakville, Ontario, L6J 7V4
www.kpaularchitect.com
(905)337-9800 fax (905)337-1986

No.	REVISIONS	DATE
3	ISSUED FOR OPS APPROVAL	5-25-2018
2	RE-ISSUED FOR TDL DESIGN REVIEW	5-15-2018
1	ISSUED FOR TDL DESIGN REVIEW	2-20-2018

TDL STANDARDS VERSION:
v.1507

STATUS

PROJECT

MODEL 2500
RESTAURANT #107599
5TH ST. & HWY #3
GRAND FORKS, BC

DRAWING TITLE:
PROPOSED
EXTERIOR ELEVATIONS

DRAWN BY:	LM
DATE:	2-20-2018
SCALE:	AS NOTED
COLOUR SCHEME:	WELCOME-SPECIAL

DRAWING NO.
SKE5



1 SKE5.1 **SOUTH ELEVATION**
SCALE: 1:50

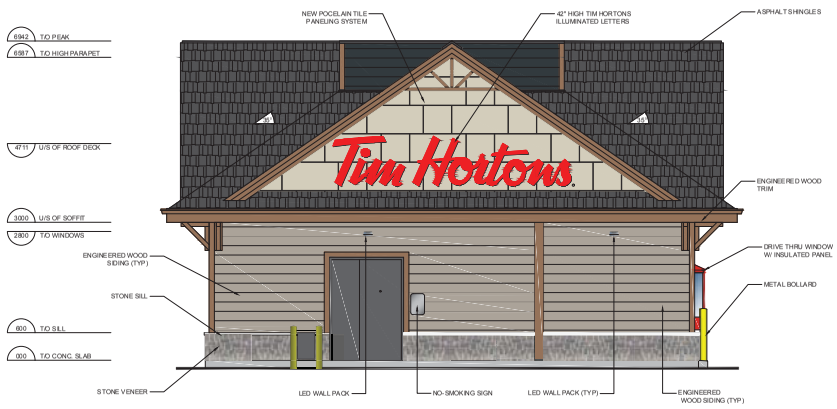

2 SKE5.1 **WEST ELEVATION**
SCALE: 1:50

EXTERIOR FINISH SCHEDULE

PRODUCT	MANUF.	TYPE & COLOUR
STONE VENEER	SHOULDICE	ESTATE STONE - "NORTON" H- VARIES, L- VARIES, THICKNESS- 90mm, REFER TO MANUFACTURER SPECS FRANKLIN INTERNATIONAL CAULKING: COLOUR TO MATCH STONE VENEER
STONE SILL	SHOULDICE	- 424 ROCK STONE SILL - "PEARL WHITE" H-90mm, L- 600mm, THICKNESS- 140mm FRANKLIN INTERNATIONAL CAULKING: COLOUR TO MATCH STONE SILL
PORCELAIN TILE	STONEPEAK	NEW WALLTILE- ASTER VENUS SIZES: 610mm X 610mm & 610mm X 1220mm (G.C. TO CONFIRM SIZE SHOWN ON ELEVATIONS PRIOR TO INSTALLATION, GROUT 6mm. GROUT COLOR - CHARCOAL, PORCELAIN TILE INSTALLED WITH MAPEI INSTALLATION SYSTEM (REFER TO SPECS)
ENGINEERED WOOD SIDING	GOODFELLOW	GOOD STYLE - 6" HORIZONTAL PANELS H- 152mm (6"), L- 4877mm (16'), THICKNESS- 19mm (3/4") CUSTOM COLOUR: TO MATCH SHERWIN WILLIAMS - SW7024 - "FUNCTIONAL GREY" FRANKLIN - INTERNATIONAL CAULKING: COLOUR TO MATCH WOOD SIDING
ENGINEERED WOOD TRIM	GOODFELLOW	GOOD STYLE TRIM EXTERIOR TRIM: H- 140mm (5 1/2"), L- 4877mm (16'), THICKNESS- 19mm (3/4") TRIM AT COLUMN: PRE-ASSEMBLED CORNER, H- 100mm (4"), L- 3048mm (10'), THICKNESS- 32mm (1 1/2") CUSTOM COLOUR TO MATCH SHERWIN WILLIAMS - SW6095 - "TOASTY" FRANKLIN INTERNATIONAL CAULKING: COLOUR TO MATCH WOOD TRIM
PREFORMED ALUMINUM VENTED SOFFIT	ROYAL ALUMIPRO OR EQUIVALENT OTHER	PRODUCT: 3-PANEL, PLAIN, VENTED COLOUR: TO MATCH SHERWIN WILLIAMS-SW6095-"TOASTY"
PREFINISHED METAL GUTTER, DOWNSPOUT AND FASCIA	ROYAL ALUMIPRO OR EQUIVALENT OTHER	PRODUCT: 125mm (5") COMMERCIAL TROUGH COLOUR: TO MATCH SHERWIN WILLIAMS-SW6095-"TOASTY"
PREFORMED METAL FLASHING	ROYAL ALUMIPRO OR EQUIVALENT OTHER	CUSTOM BENT FLASHING COLOUR: TO MATCH SHERWIN WILLIAMS-SW6095-"TOASTY"
ANODIZED ALUMINUM WINDOW	ALUMICOR LIMITED	ALUMINUM FINISH: CLASS 1.7 BLACK ANODIZED BY ALUMICOR CAULKING BETWEEN WINDOW FRAME & STONE VENEER COLOUR: BLACK (BY TREMCO DYMONIC)
SPANDREL GLASS PANEL	PPG	COLOUR: 1-1-9412 PRIMARY BLACK WINDOW FRAME TO MATCH ANODIZED ALUMINUM WINDOW
ASPHALT SHINGLES	IKO	IKO LAMINATED SHINGLE: CAMBRIDGE COLOUR: HARVARD SLATE
PAINT - BOLLARDS	BENJAMIN MOORE	COLOUR : HC 6 2023-20-22 'BABY CHICK'

OPERATED BY THE TDL GROUP CORP.

HEAD OFFICE:
226 WYECROFT RD OAKVILLE, L6K 3X7
TEL (905)845-6511 FAX (905)845-5551

CALGARY OFFICE:
7460-51 St. SE, CALGARY ALBERTA, T2C 4B4
TEL (403)203-7400 FAX (403)203-7460

MONTREAL OFFICE:
10590 CHEMIN COTE de LIESSE,
LACHINE, QUEBEC H8T 1A4
TEL (514)636-2233 FAX (514)636-5313

THESE DRAWINGS SHOULD BE CHECKED FOR CONFIRMATION TO LOCAL, PROVINCIAL, AND STATE BUILDING CODES.

DO NOT SCALE DRAWINGS

THIS DRAWING SHOULD NOT BE USED FOR CONSTRUCTION PURPOSES UNTIL ISSUED FOR CONSTRUCTION BY AN ARCHITECT

REVIEW CHECKLIST

1. REVIEW FACILITY STATISTICS	
2. QUEUING AND STACKING	
3. SEATING LAYOUT	
4. FIREPLACE / TV LOCATION	
5. FRONT LINE SETUP	
6. SHOWCASE CAPACITY	
7. GRAB & GO LOCATION	
8. STAFF AREA	
9. PATIO	

RVP APPROVED: DATE

DIRECTOR OF INTERNATIONAL BUILDING STANDARDS DATE

RESTAURANT OWNER DATE

THIS DRAWING IS COPYRIGHTED BY THE LICENSED FOR USE BY TIM HORTONS OR ITS AFFILIATES OR SUCCESSORS ONLY. THIS DRAWING MAY NOT BE REPRODUCED OR TRANSMITTED IN WHOLE OR IN PART, IN ANY FORM OR BY ANY MEANS, ELECTRONIC OR MECHANICAL, INCLUDING PHOTOCOPYING, RECORDING OR ANY INFORMATION STORAGE AND RETRIEVAL SYSTEM, WITHOUT THE PRIOR WRITTEN CONSENT OF THE ARCHITECT. COPYRIGHT IN THIS DRAWING IS VESTED IN THE ARCHITECT.

THE ELECTRONIC FILE IS VERSION 2.0. VERIFY ALL DIMENSIONS AND CONDITIONS ON THIS PROJECT AND TO REPORT ANY ERRORS OR DISCREPANCIES TO THE ARCHITECT AND TIM HORTONS BEFORE PROCEEDING WITH THE WORK. THE WORK MUST BE CARRIED OUT IN ACCORDANCE WITH THE CURRENT EDITION OF THE NATIONAL BUILDING CODE OF CANADA AND THE LOCAL BUILDING CODE.

EXTERNAL REFERENCES:

K. PAUL ARCHITECT INC.
TORONTO • VANCOUVER • ORLANDO
2000 Sherwood Heights Dr. Suite 200, Oakville, Ontario, L6J 7V4
www.kpaularchitect.com
(905)337-9800 fax (905)337-1986

No.	REVISIONS	DATE
3	ISSUED FOR OPS APPROVAL	5-25-2018
2	RE-ISSUED FOR TH DESIGN APPROVAL	5-15-2018
1	ISSUED FOR APPROVAL	02.20.2018

TDL STANDARDS VERSION:
v.1507

STATUS

PROJECT

RESTAURANT 107599
MODEL: 2400 SPECIAL
5TH ST. & HWY 3
GRAND FORKS, BC

DRAWING TITLE:

PROPOSED
EXTERIOR ELEVATIONS

DRAWN BY:	LM
DATE:	02/20/2018
SCALE:	AS NOTED
COLOUR SCHEME:	WELCOME-SPECIAL

DRAWING NO.

SKE5.1

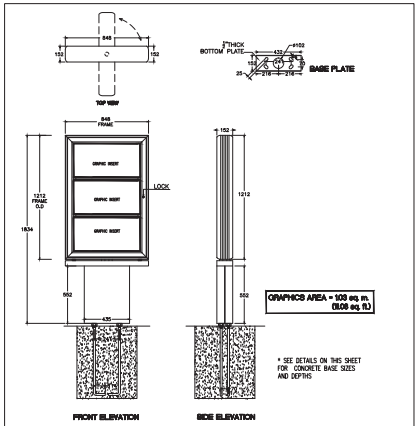

PREVIEW MENU BOARD

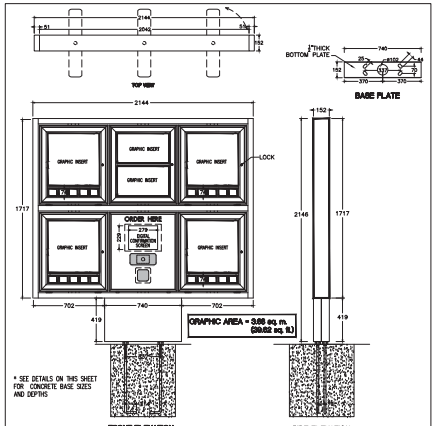

INTEGRATED SPEAKER MENU BOARD

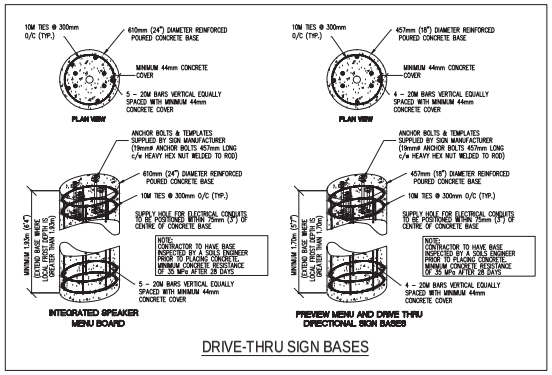

DRIVE-THRU SIGN BASES

REFER TO SITE PLAN FOR INSTALLATION LOCATION.

SIGN MARKS THE SITE OF A PEDESTRIAN CROSSWALK. MOTORISTS ARE REQUIRED TO YIELD THE RIGHT OF WAY TO PEDESTRIANS WITHIN THE CROSSWALK.

THE PEDESTRIAN SYMBOLS ON THE SIGNS SHALL BE ORIENTED TO FACE TOWARD THE CENTRE OF THE ROADWAY.

SIGNAGE AS PER STANDARD RA-4-(R or L) PEDESTRIAN CROSSWALK TRAFFIC SIGN.

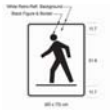

PEDESTRIAN CROSSING SIGN
N.T.S.

BARRIER-FREE PARKING SIGNAGE REQUIREMENTS

REFER TO SITE PLAN FOR INSTALLATION LOCATION.

ALL BARRIER-FREE PARKING STALLS SHALL BE DESIGNATED BY SIGNAGE

ONE SIGN PER BARRIER-FREE PARKING BAY IS REQUIRED UNLESS A ROW OF SEVERAL BAYS IS PROVIDED IN WHICH CASE, A SIGN AT EACH END OF THE ROW WITH APPROPRIATE DIRECTIONAL ARROWS IS PERMISSIBLE.

THE REQUIRED SIGN(S) MUST BE MOUNTED AT LEAST 0.6m AND NOT MORE THAN 2.0m FROM THE FACE OF THE CURB AT A HEIGHT OF 1.5m ABOVE THE TOP OF CURB ELEVATION. SIGNS MUST NOT OBSTRUCT THE SIDEWALK.

WHERE AN UNOBSTRUCTED BUILDING FACE IS NO MORE THAN 2.0m FROM THE FACE OF THE CURB AT THE BARRIER-FREE PARKING BAY, THE REQUIRED SIGN(S) MAY BE MOUNTED ON THE BUILDING FACE.

SIGN FACE

0.064 GAUGE ALUMINIUM SIGN
BLANK WHITE BACKGROUND
HOLES – METRO PUNCH

BARRIER-FREE SIGN
N.T.S.

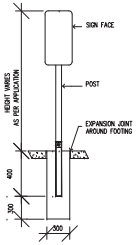

NON-ILLUMINATED SIGN MOUNTING DETAIL
N.T.S.

POST

THE SIGNS SHALL BE MOUNTED ON TELESCOPIC SQUARE PERFORATED TUBE SIGN SUPPORT SYSTEAT, SUCH AS TELSPAR OR EQUIVALENT.

POST TO BE CAST IN PLACE IN 300mm DIAMETER CONCRETE FOOTING

MOUNTING

THE SIGN FACE MUST BE SECURED:

TO A POST WITH TWO GALVANIZED 12MM HEX HEAD BOLTS AND NUTS WITH FLAT WASHERS ON BOTH SIDES

TO A MASONRY BUILDING FACE WITH TWO GALVANIZED 50MM LONG 6mm DIAMETER HEX-HEAD LAG BOLTS WITH FLAT WASHERS IN LEAD SHIELD MASONRY ANCHORS

TO A METAL BUILDING FACE WHERE THE MINIMUM METAL THICKNESS IS 2mm WITH TWO #10 PLATED, SELF-TAPPING SHEET-METAL SCREWS WITH FLAT WASHERS

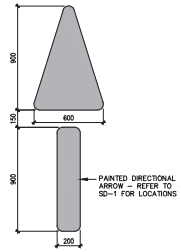

PAINTED ARROW DETAIL
N.T.S.

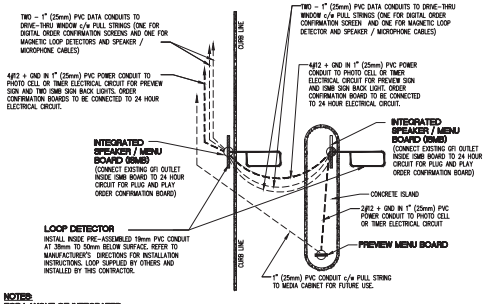

NOTES:
FOR LAYOUT OF INTEGRATED MENU/SPEAKER BOARD AND PREVIEW BOARD AND BASE SIZES REFER TO SITE TYPICAL DETAILS.

DOUBLE DRIVE-THRU ORDER STATION ELECTRICAL DETAILS

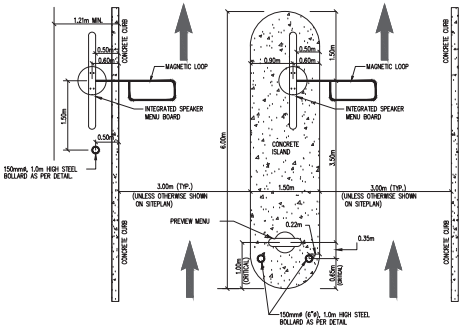

DOUBLE ORDER STATION - MENU LAYOUT DETAIL
N.T.S.

Conditions of Use

Verify elevations and/or dimensions on drawing prior to use. Report any discrepancies to Dillon Consulting Limited.

Do not scale dimensions from drawing.

Do not modify drawing, re-use it, or use it for purposes other than those intended at the time of its preparation without prior written permission from Dillon Consulting Limited.

THE TDL GROUP CORP.
HEAD OFFICE
226 WYECROFT ROAD
OAKVILLE, ON
L6K 3X7
Ph (905) 339-6115
Fax (905) 845-1536

DILLON CONSULTING

No.	ISSUED FOR	DATE	BY
1	ISSUED FOR REVIEW	18.05.25	JMM

DESIGN | REVIEWED BY
DRAWN | CHECKED BY
DATE: May 2018
SCALE: 1:250

5th St & Hwy #3, Grand Forks BC
Store #107599

Tim Hortons
Signage Details

PROJECT NO. 17 6442
SHEET NO. SD-2

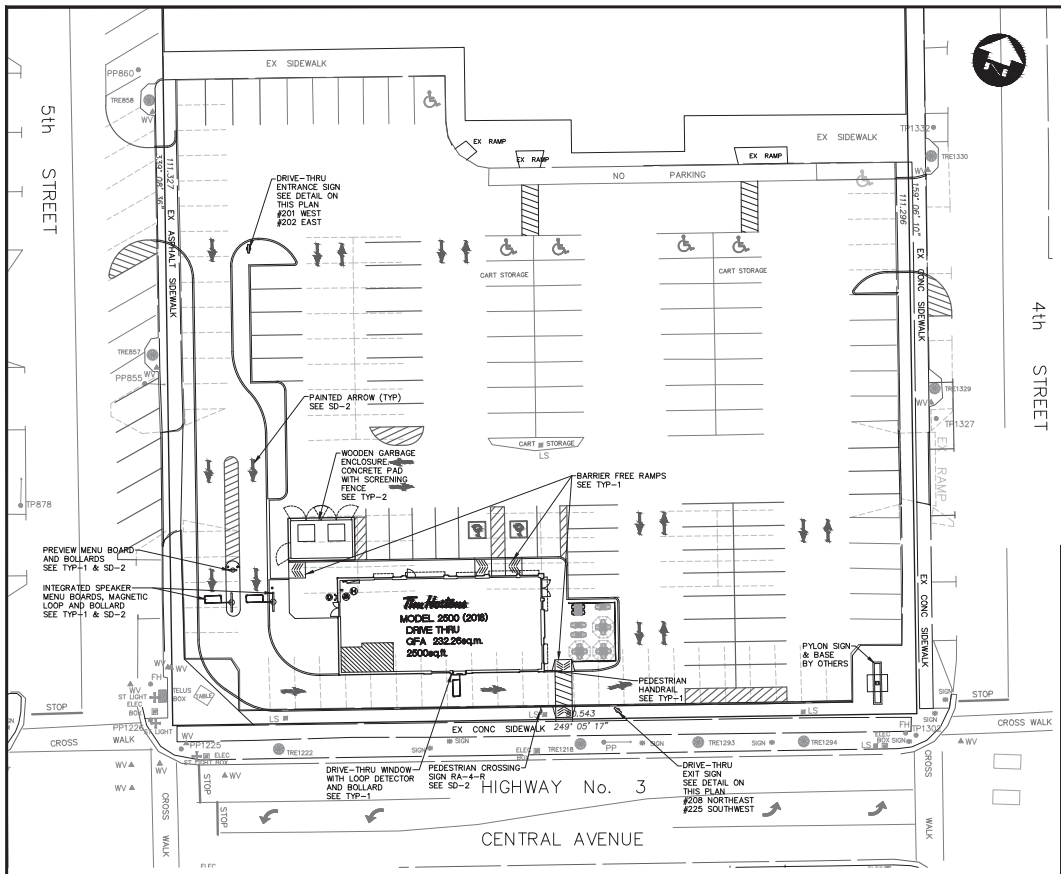

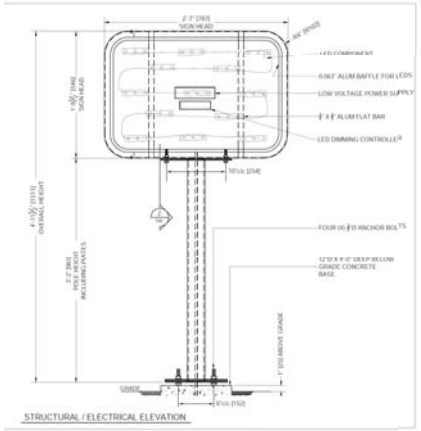



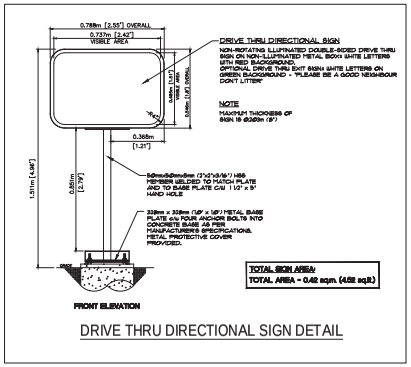

DRIVE THRU DIRECTIONAL SIGN DETAIL



Conditions of Use

Verify elevations and/or dimensions on drawing prior to use. Report any discrepancies to Dillon Consulting Limited.

Do not scale dimensions from drawing.

Do not modify drawing, re-use it, or use it for purposes other than those intended at the time of its preparation without prior written permission from Dillon Consulting Limited.

THE TDL GROUP CORP.
HEAD OFFICE
226 WYECROFT ROAD
OAKVILLE, ON
L6K 3X7
Ph (905) 339-6115
Fax (905) 845-1536

DILLON CONSULTING

No.	ISSUED FOR	DATE	BY
1	ISSUED FOR REVIEW	18.05.25	JMM

DESIGN: JMM	REVIEWED BY: MW
DRAWN: JMM	CHECKED BY: RS
DATE: May 2018	
SCALE: 1:250	

5th St & Hwy #3, Grand Forks BC
Store #107599

Tim Hortons
Signage Details

PROJECT NO. 17 6442

SHEET NO. SD-1

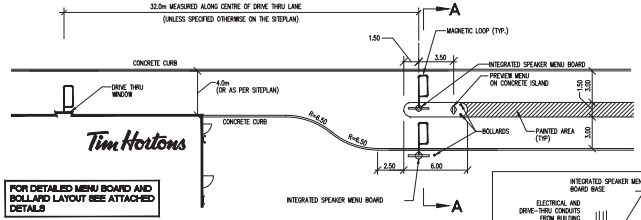

FOR DETAILED MENU BOARD AND BOLLARD LAYOUT SEE ATTACHED DETAILS

LAYOUT MODIFICATIONS ON A CURVE:

1) THE DISTANCE FROM THE PICK-UP WINDOW TO THE CENTRE OF THE ORDER STATION MAY NEED TO BE INCREASED TO ACCOMMODATE 6/7TH CAR ORDER.
2) THE DRIVE-ASLE WIDTHS MAY NEED TO BE INCREASED TO ACCOMMODATE TURNING MOVEMENTS.

DOUBLE DOUBLE DRIVE THRU - STANDARD LAYOUT
N.T.S.

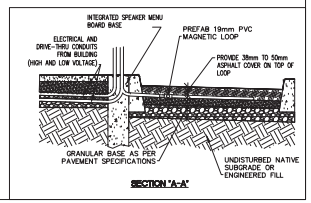

SECTION "A-A"

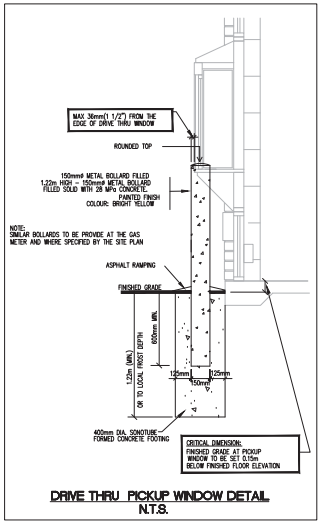

DRIVE THRU PICKUP WINDOW DETAIL
N.T.S.

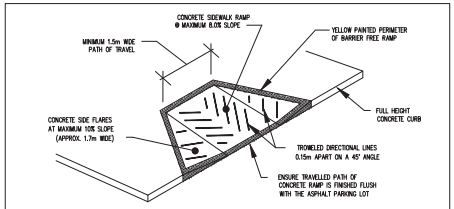

BARRIER-FREE RAMP DETAILS
N.T.S.

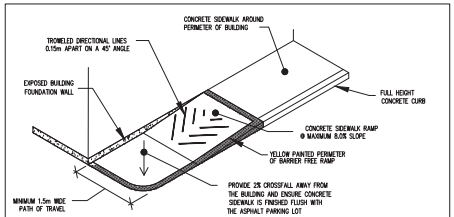

BARRIER-FREE RAMP DETAILS
N.T.S.

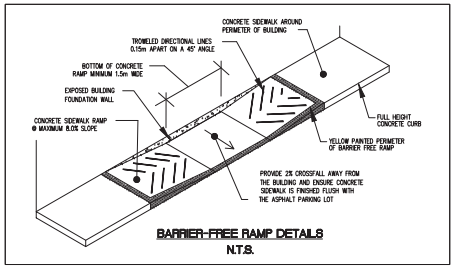

BARRIER-FREE RAMP DETAILS
N.T.S.

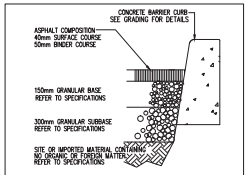

PAVEMENT SPECIFICATIONS
N.T.S.

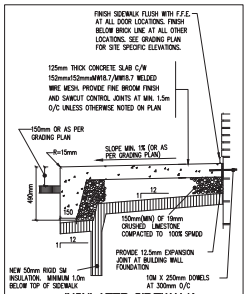

INSULATED SIDEWALK ADJACENT TO BUILDING
N.T.S.

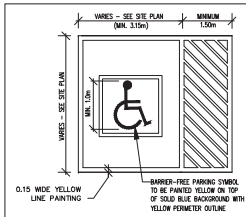

TYPICAL BARRIER-FREE PARKING
N.T.S.

ASPHALT PAINTING SPECIFICATION

ALL PAINT USED SHALL CONFORM TO TRANSPORT CANADA STANDARD (CGBS-10P78M-SPEC.). TYPE LINE MARKING PAINT FOR CONCRETE OR BITUMINOUS PAVEMENT.
PRODUCT DESCRIPTION:
SPECIALLY FORMULATED QUICK DRYING ALKYD TRAFFIC PAINT FOR USE WITH NO HEAT OR LOW HEAT. THESE PAINTS ARE FOR EXTERIOR USE ONLY ON CONCRETE OR BITUMINOUS PAVEMENTS.

APPLICATION:

NORMAL APPLICATION IS BY AIRLESS OR CONVENTIONAL SPRAY SYSTEMS. PRIOR TO APPLICATION, THE PAVEMENT MUST BE CLEAN AND DRY AND FREE OF DUST OR OTHER CONTAMINANTS (IE: GREASE, OIL, SALT, MUD, DIRT).

RECOMMENDED COVERAGE:
75 TO 90 FEET PER LITRE OR 100mm WIDE LINE at 15 MILS WET. ALL NEW ASPHALT PARKING LOTS TO HAVE TWO (2) COATS OF YELLOW PAINT.

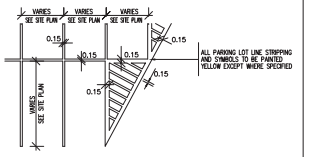

TYPICAL PAINTED PARKING
N.T.S.

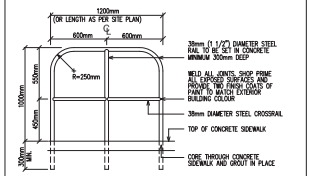

PEDESTRIAN HANDRAIL DETAIL
N.T.S.

TDL STANDARD DETAILS HAVE BEEN DESIGNED BY OTHERS

Conditions of Use

Verify elevations and/or dimensions on drawing prior to use. Report any discrepancies to Dillon Consulting Limited.

Do not scale dimensions from drawing.

Do not modify drawing, re-use it, or use it for purposes other than those intended at the time of its preparation without prior written permission from Dillon Consulting Limited.

THE TDL GROUP CORP.
HEAD OFFICE
226 WYECROFT ROAD
OAKVILLE, ON
L6K 3X7
Ph (905) 339-6115
Fax (905) 845-1536

DILLON CONSULTING

No.	ISSUED FOR	DATE	BY
1	ISSUED FOR REVIEW	18.05.25	JMM

DESIGN: JMM	REVIEWED BY: MW
DRAWN: JMM	CHECKED BY: RS
DATE: May 2018	
SCALE: 1:250	

5th St & Hwy #3, Grand Forks BC
Store #107599

Tim Hortons
Typical Details

PROJECT NO. 17 6442

SHEET NO. TYP-1

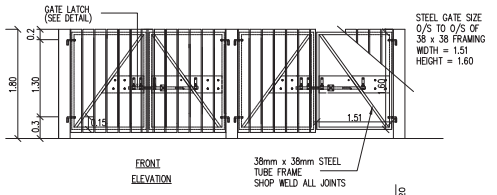

FRONT
ELEVATION

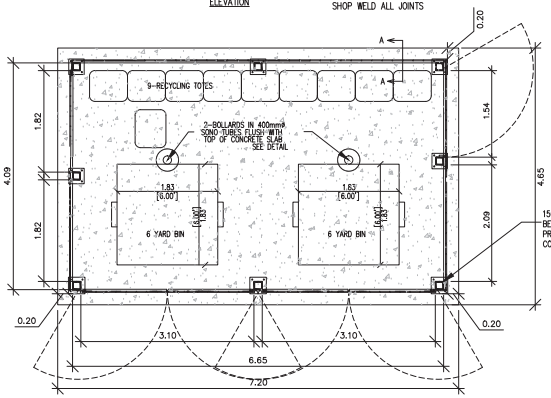

PLAN

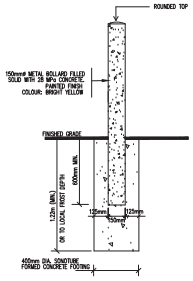

BOLLARD DETAIL
N.T.S.

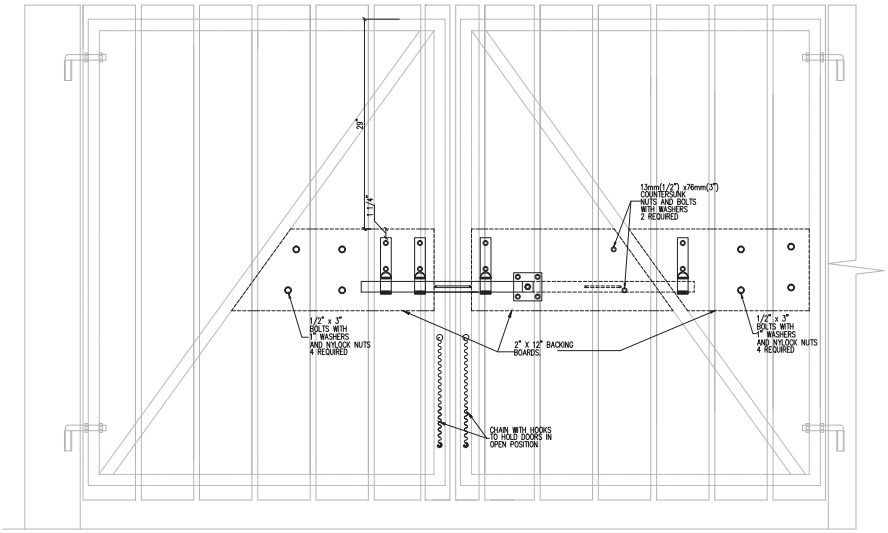

NOTES:
ALL LUMBER TO BE PRESSURE TREATED

BOLT FASTEN THROUGH FENCE BOARDS. ADD 38 x 140 PRESSURE TREATED BEHIND FOR RE-INFORCING

ALL STEEL TO BE PRIMED AND PAINTED WITH TWO COATS OF EXTERIOR PAINT. COLOUR TO MATCH BUILDING'S EXTERIOR DOOR COLOUR. (BENJAMIN MOORE #HC-46 JACKSON TAN)

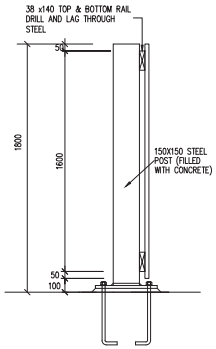

SECTION A-A
NTS

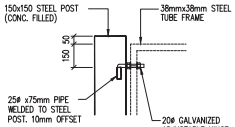

GATE HINGE DETAIL

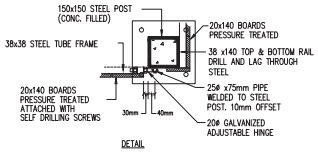

DETAIL

GARBAGE ENCLOSURE
WOOD - DOUBLE UNIT
N.T.S.

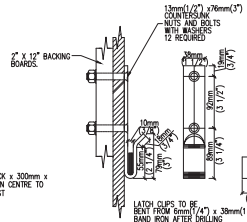

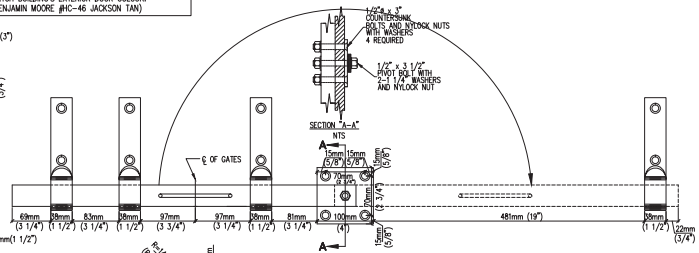

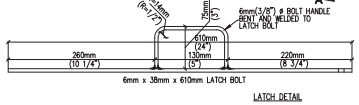

LATCH DETAIL

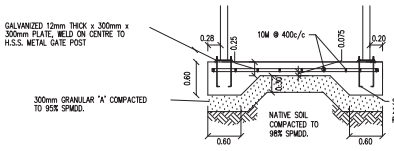

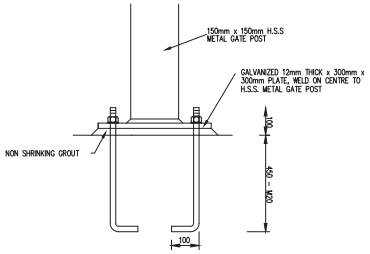

ANCHOR BOLT

TDL STANDARD DETAILS HAVE BEEN DESIGNED BY OTHERS

Conditions of Use

Verify elevations and/or dimensions on drawing prior to use. Report any discrepancies to Dillon Consulting Limited.

Do not scale dimensions from drawing.

Do not modify drawing, re-use it, or use it for purposes other than those intended at the time of its preparation without prior written permission from Dillon Consulting Limited.

THE TDL GROUP CORP.
HEAD OFFICE
226 WYECROFT ROAD
OAKVILLE, ON
L6K 3X7
Ph (905) 339-6115
Fax (905) 845-1536

DILLON CONSULTING

No.	ISSUED FOR	DATE	BY
1	ISSUED FOR REVIEW	18.05.25	JMM

DESIGN: JMM	REVIEWED BY: MW
DRAWN: JMM	CHECKED BY: RS
DATE: May 2018	
SCALE: 1:250	

5th St & Hwy #3, Grand Forks BC
Store #107599

Tim Hortons
Typical Details

PROJECT NO. 17 6442

SHEET NO. TYP-2

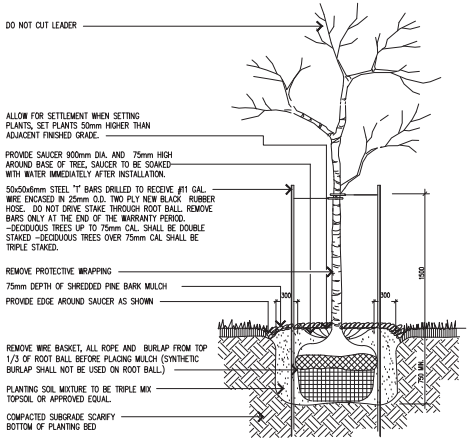

DECIDUOUS TREE
N.T.S.

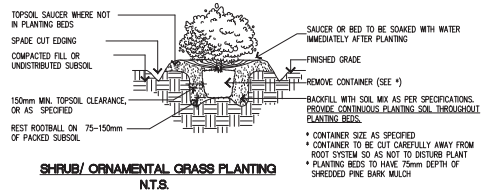

SHRUB/ ORNAMENTAL GRASS PLANTING
N.T.S.

GENERAL PLANTING NOTES

1. ALL PLANT MATERIAL SHALL MEET THE "GUIDE SPECIFICATION FOR NURSERY STOCK" OF THE CANADIAN NURSERY TRADES ASSOCIATION AND SHALL BE PLANTED ACCORDING TO ACCEPTED NURSERY TRADE PRACTICES.
2. TREES ARE TO BE NURSERY GROWN STOCK WITH TRUNKS, LIMBS, AND BASIC SHAPE TYPICAL OF ITS SPECIES. TREES SHALL HAVE STRAIGHT TRUNKS, BE WELL BRANCHED AND BE BALANCED WITH A STRONG CENTRAL LEADER.
3. TREES SHALL BE MAINTAINED SO AS TO BE FREE FROM INSECTS, DISEASE, AND ALL PHYSICAL INJURY.
4. ALL AREAS TO BE SODDED SHALL HAVE A MINIMUM DEPTH OF 150mm OF TOPSOIL. SOD IS TO CONFORM TO THE CANADIAN NURSERY SOD GROWERS SPECIFICATIONS.
5. OBTAIN APPROVAL FOR SUBSTITUTIONS AS TO VARIETY, SIZE OR GRADE FROM THE LANDSCAPE ARCHITECT.
6. ALL LANDSCAPE WORKS WILL BE GUARANTEED FOR TWO YEARS FOLLOWING INSPECTION. PLANT MATERIAL WHICH IS NOT IN A HEALTHY GROWING CONDITION TWO YEARS AFTER INSPECTION SHALL BE REPLACED TO THE SATISFACTION OF THE LANDSCAPE ARCHITECT OR OWNER WITH AN ADDITIONAL ONE YEAR MAINTENANCE GUARANTEE PERIOD. SUPPLY AND PLANT ALL REPLACEMENTS IN STRICT ACCORDANCE WITH PLANS AND SPECIFICATIONS.
7. SITE VEGETATION SHALL BE MAINTAINED IN A HEALTHY, VIGOROUS, DISEASE AND PEST FREE CONDITION, OR BE REPLACED. DEAD, SEVERELY DAMAGED, OR DISEASED PLANT MATERIAL SHALL BE REPLACED AS SOON AS POSSIBLE.
8. DETERMINE THE LOCATION OF ALL EXISTING SERVICES AND OBTAIN NECESSARY STAKE-OUTS BEFORE ANY EXCAVATION.
9. REPORT ANY DISCREPANCIES TO THE LANDSCAPE ARCHITECT PRIOR TO CONSTRUCTION.
10. PLANTING MEDIUM FOR TREES AND SHRUBS:
    TOPSOIL SHALL BE A FERTILE, FRIABLE, NATURAL SANDY LOAM FREE OF STONES, SUBSOIL, REFUSE OR OTHER EXTRANEOUS MATERIALS, AND CAPABLE OF SUSTAINING HEALTHY PLANT GROWTH. PLANTING MEDIUM TO BE 6 PARTS TOPSOIL, 2 PARTS DECOMPOSED WEED-FREE MANURE, 1 PART PEAT MOSS AND 0.75 kg SUPERPHOSPHATE PER CUBIC METRE (TRIPLE MIX).
11. CONTRACTORS AND SUBCONTRACTORS TO HAVE A MINIMUM OF 5 YEARS CANADIAN EXPERIENCE IN THE SUCCESSFUL EXECUTION OF WORK OF THIS TYPE.
12. STONE TO BE LIMESTONE MIN 60CM HIGH X 60CM WIDE X 100CM LONG. PLACE STONE OVER 150mm GRANULAR 'A' GRAVEL, AND BURY A MINIMUM OF 75mm.



* When umbrella or lock mount are ordered seperately through Order Desk: Umbrella TDL Code: 10008639 lock mount TDL Code: 10008640

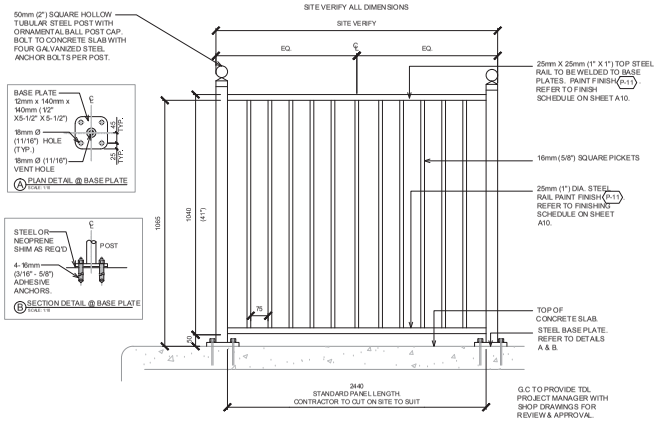

DECORATIVE METAL FENCE DETAIL
N.T.S.

NOTE:
ANCHOR SUPPORTS TO BE IN CONFORMANCE WITH ONTARIO PROVINCIAL STANDARD DRAWING OPSD - 512.011

FENCE SUPPLIER: ROMA FENCE
CONTACT: CHRISTINA MARRA
905 794-0416 (PHONE)
905 794-0276 (FAX)
STYLE OF FENCE: LIBERTY - 41" HIGH IN COLOUR BLACK

IRRIGATION NOTES:

13. CONTRACTOR TO DESIGN AND BUILD A FULLY AUTOMATIC UNDERGROUND IRRIGATION SYSTEM FOR ALL NEW LANDSCAPED AREAS. CONTRACTOR TO PROVIDE SHOP DRAWINGS TO LANDSCAPE ARCHITECT FOR APPROVAL. SHOP DRAWINGS TO BE STAMPED BY A CERTIFIED IRRIGATION DESIGNER.
14. AUTOMATIC IRRIGATION SYSTEM TO BE WATER CONSERVING.
15. IRRIGATION SYSTEM TO BE DESIGNED AND INSTALLED BY AN IRRIGATION CONTRACTOR WITH A MINIMUM OF FIVE YEARS EXPERIENCE.
16. ALL WORK SHALL BE CARRIED OUT IN ACCORDANCE WITH BY-LAWS AND CODES HAVING JURISDICTION OVER SITE LOCATION.
17. IT IS THE RESPONSIBILITY OF THE PLAN USER TO INFORM THEMSELVES OF THE EXACT LOCATION OF ALL POLES, LINES, CONDUIT, WATER MAINS, SEWERS AND OTHER UNDERGROUND AND OVERHEAD UTILITIES AND STRUCTURES BEFORE COMMENCING WORK.
18. ACTUAL LOCATION OF SPRINKLERS TO BE DETERMINED AT TIME OF CONSTRUCTION.
19. ALL SPRAY HEADS TO BE PRESSURE COMPENSATED
20. ALL SPRINKLERS LOCATED IN THE SHRUB BEDS TO BE HI-POP SPRINKLERS
21. IT IS THE RESPONSIBILITY OF THE PLAN USER TO INFORM THEMSELVES OF THE EXACT MATERIAL QUANTITIES REQUIRED
22. ELECTRICAL CONTRACTOR IS TO PROVIDE 110 VOLT POWER SUPPLY TO THE IRRIGATION CONTROLLER AND 1" ELECTRICAL CONDUITS FROM THE CONTROLLERS TO THE WATER SUPPLY POINT OF CONNECTION OUTSIDE OF THE BUILDING.
23. ALL VALVE BOXES TO BE SECURED WITH SECURITY LOCKING SCREWS.
24. IRRIGATION TO PROVIDE FULL, EVEN COVERAGE OF PLANTED AREAS WITHOUT SPRAYING ONTO BUILDINGS, SIDEWALKS, FENCES, ETC.
25. ARRANGE VALVE STATIONS TO OPERATE IN AN EASY-TO-VIEW PROGRESSIVE SEQUENCE AROUND BUILDING. RECORD SEQUENCE ON CONTROLLER LID.
26. THE CONTROLLER SHALL BE OF A HYBRID TYPE THAT COMBINES ELECTRO-MECHANICAL AND MICROELECTRONIC CIRCUITRY CAPABLE OF FULLY AUTOMATIC OR MANUAL OPERATION.
27. ALL POLYETHYLENE PIPE SHALL HAVE A MINIMUM 75-PSI PRESSURE RATING
28. P.V.C. PIPE WILL BE CLASS 160 (SDR26) DIRECT BURIAL PIPE CONFORMING TO CS-256-63 AND WILL BE HOMOGENEOUS THROUGHOUT AND FREE FROM VISIBLE CRACKS, DENTS, HOLES OR FOREIGN MATERIALS.
29. AFTER SYSTEM IS INSTALLED AND APPROVED, INSTRUCT OWNER'S DESIGNATED PERSONNEL IN COMPLETE OPERATION AND MAINTENANCE PROCEDURES.
30. PROVIDE STANDARD ONE-YEAR GUARANTEE ON WORKMANSHIP AS WELL AS PRODUCT WARRANTY INCLUDING BLOW OUT TO PROTECT FROM FREEZE DAMAGE AND ADJUSTMENT TO SUPPLY PROPER COVERAGE OF AREAS TO RECEIVE WATER.

Conditions of Use

Verify elevations and/or dimensions on drawing prior to use. Report any discrepancies to Dillon Consulting Limited.

Do not scale dimensions from drawing.

Do not modify drawing, re-use it, or use it for purposes other than those intended at the time of its preparation without prior written permission from Dillon Consulting Limited.

THE TDL GROUP CORP.
HEAD OFFICE
226 WYECROFT ROAD
OAKVILLE, ON
L6K 3X7
Ph (905) 339-6115
Fax (905) 845-1536

DILLON CONSULTING

No.	ISSUED FOR	Date	BY
1	ISSUED FOR REVIEW	18.05.28	

DESIGN JG	REVIEWED BY JB
DRAWN JG	CHECKED BY RS
DATE May 2018	
SCALE 1:250	

5th St & Hwy #3, Grand Forks BC
Store #107599

Tim Hortons
Landscape Details

PROJECT NO. 17 6442

SHEET NO. L-2

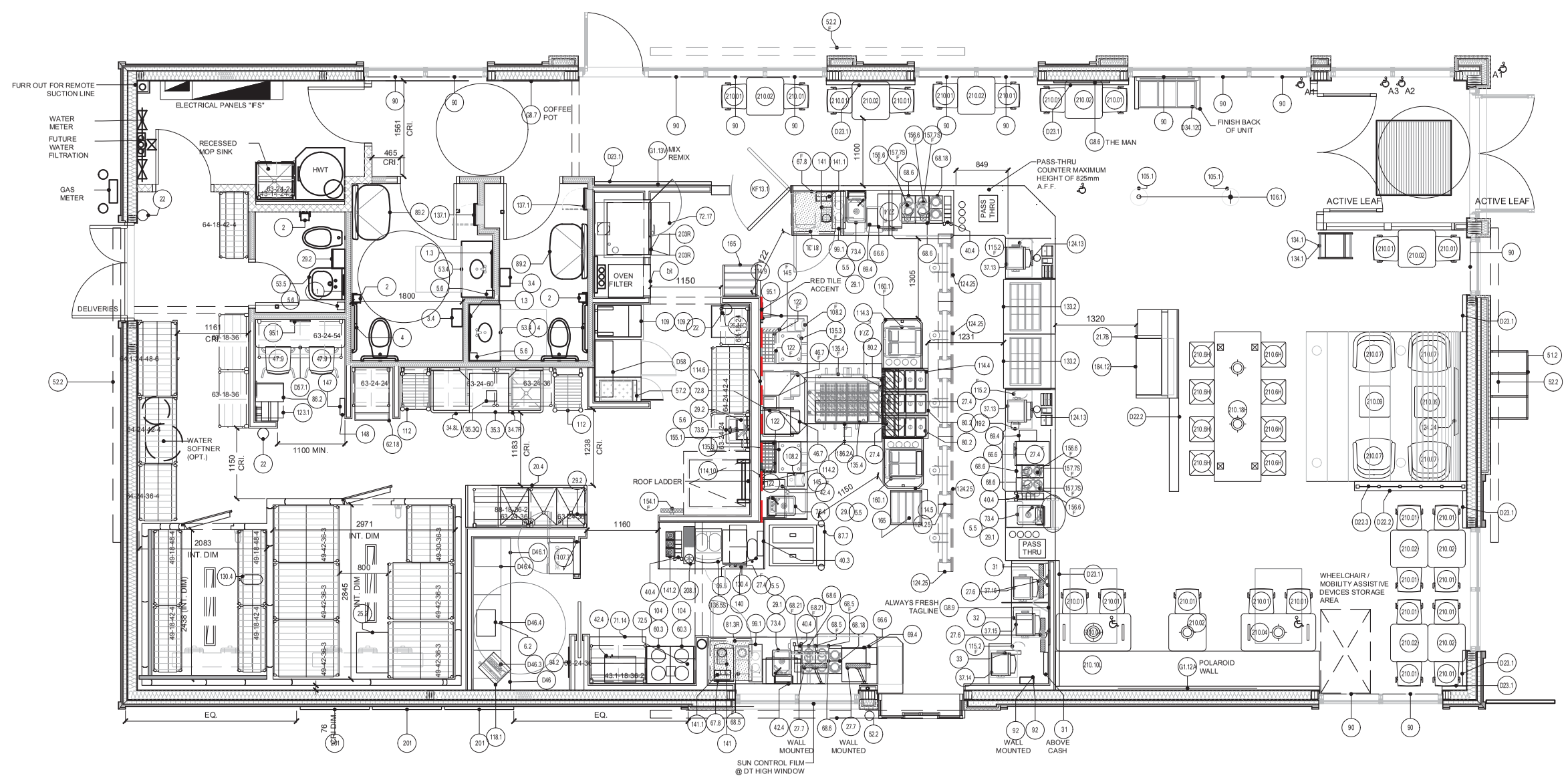

1 SK3 EQUIPMENT PLAN

SCALE: 1:50

NEW EQUIPMENT SCHEDULE

DESCRIPTION	QTY	NEW/FUT	DESCRIPTION	QTY	NEW/FUT	DESCRIPTION	QTY	NEW/FUT	DESCRIPTION	QTY	NEW/FUT	DESCRIPTION	QTY	NEW/FUT
001.1 - MIRROR - STAFF WASHROOM	1	NEW	062.18 - ICE MACHINE - STANDALONE - SCOTSMAN CO522MA-1 (STANDARD)	1	NEW	122 - BAGEL/BREAD BASKET - WIRE	2	FUTURE	D22.3 - GLASS WALL PARTITION - GRID (NEW IMAGE)	1	NEW	K07.1 - MILLWORK INSERT - PASS-THRU SHELF (STANDARD)	1	NEW
001.3 - MIRROR - WASHROOM - ASI (STANDARD)	2	NEW	066.6 - CREAMER - DUAL PRODUCT (STANDARD CANADA)	4	NEW	123.1 - MEDIA CABINET - SMALL	1	NEW	D23.1 - CHAIR RAIL	8	NEW	RESTROOM - MEN - BARRIER FREE	1	NEW
002 - TOILET PAPER DISPENSER	3	NEW	067.8 - HOT POWDERED DRINK MACHINE - iMIX 3 (STANDARD)	1	NEW	124.13 - PREVIEW MONITOR - 10"	2	NEW	D34.12C - GARBAGE UNIT - 3-STREAM W/ RECYCLING ON CASTORS - 17 GAL	1	NEW	RESTROOM - STAFF	1	NEW
003.4 - HAND DRYER - XLERATOR (STANDARD)	2	NEW	067.8 - HOT POWDERED DRINK MACHINE - iMIX 3 (STANDARD)	1	FUTURE	124.24 - TIMS TV - LG - WALL MOUNTED - PUBLIC AREA - 49" (STANDARD)	1	NEW	D46 - OFFICE - COUNTER	1	NEW	RESTROOM - WOMEN - BARRIER FREE	1	NEW
004 - GRAB BARS - BCBC	2	NEW	068.18 - COFFEE BREWER - BUNN AXIOM 12 CUP (DARK ROAST)	2	NEW	124.25 - DIGITAL MENU BOARD - LG - 49" LED - SINGLE CEILING MOUNTED	5	NEW	D46.1 - OFFICE - FILE DRAWER	1	NEW	SEATING - 047.09 - CHAIR - SHELL/WALNUT - LOW BASE	2	NEW
005.5 - SOAP DISPENSER - IN-COUNTER - ASI (STANDARD CANADA)	4	NEW	068.21 - COFFEE BREWER - SINGLE INFUSION ICB (TEST)	2	FUTURE	130.4 - ICED COFFEE - DISPENSER - NARROW (STANDARD)	2	NEW	D46.3 - OFFICE - OVERHEAD CABINET - SINGLE	1	NEW	SHELF - COOLER - 49-18-42-4	2	NEW
005.6 - SOAP DISPENSER - WALL-MOUNTED - ECOLAB (STANDARD)	4	NEW	068.5 - COFFEE BREWER - DUAL STACKED (OPTIONAL)	3	FUTURE	133.1i - INSERT RACK FOR 3 x 5 DONUT SHOWCASE	2	NEW	D46.4 - OFFICE - OVERHEAD CABINET - DOUBLE	2	NEW	SHELF - COOLER - 49-18-48-4	2	NEW
006.2 - RECEIVER - SIRIUS (STANDARD)	1	NEW	068.6 - COFFEE BREWER - BUNN CWT-35 (STANDARD)	6	NEW	133.2 - DONUT DISPLAY - SQUARE - 3 x 5 (WELCOME)	2	NEW	D57.1 - BAR COUNTER - EMPLOYEE AREA	1	NEW	SHELF - FREEZER - 49-30-36-3	1	NEW
020.4 - 3-COMP SINK - 57"	1	NEW	069.4 - SUGAR DISPENSER - 5 HEAD (STANDARD CANADA)	3	NEW	134.1 - HIGH CHAIR & TRAY - KOALA (STANDARD)	2	NEW	D58 - SHELF - THEATRE BAKING - PLAM - 36"	1	NEW	SHELF - FREEZER - 49-42-36-3	5	NEW
021.7B - MERCHANDISER - STANDALONE - INCL. GRAB & GO - SMALL (WELCOME ONLY)	1	NEW	071.14 - WORK TABLE - 3' (914mm)	1	NEW	135.3 - HOT HOLDING UNIT - 2Hx2W (STANDARD)	1	NEW	G01.13V - GRAPHICS - BAKING HERITAGE MURAL - VINYL PRINT (WELCOME)	1	NEW	SHELF - FULL HEIGHT - 64-18-42-4	1	NEW
022 - FIRE EXTINGUISHER - 5LB	3	NEW	072.17 - EXHAUST HOOD - RATIONAL OVEN	1	NEW	135.3 - HOT HOLDING UNIT - 2Hx2W (STANDARD)	1	FUTURE	G08.6 - GRAPHICS - TIM HORTON THE MAN PORTRAIT (WELCOME)	1	NEW	SHELF - FULL HEIGHT - 64-24-36-4	1	NEW
025 - MOBILE KEEPER RACK	1	NEW	072.5 - EXHAUST HOOD - DOUBLE HOT PLATE	1	NEW	135.4 - HOT HOLDING UNIT - 2Hx4W (STANDARD)	1	NEW	G08.7 - GRAPHIC - COFFEE POT PRINT (WELCOME)	1	NEW	SHELF - FULL HEIGHT - 64-24-42-4	2	NEW
025.2 - MOBILE KEEPER RACK (FOR ROLL-IN FREZERS)	1	NEW	072.8 - EXHAUST HOOD - DOUBLE TOASTER	1	NEW	135.4 - HOT HOLDING UNIT - 2Hx4W (STANDARD)	1	FUTURE	G08.9 - GRAPHICS - TAG LINE (WELCOME)	1	NEW	SHELF - FULL HEIGHT - LOCKING - 64.1-24-48-6	1	NEW
026.16C - PREP TABLE - BT - MOBILE RACK - SINGLE - CORIAN	1	NEW	073.4 - HAND SINK - IN-COUNTER - SOURCED (STANDARD)	4	NEW	136.5S - ESPRESSO MACHINE - SCHAERER COFFEE ART PLUS (TEST ONLY)	1	NEW	G1.12A - GRAPHICS - POLAROID WALL SIZE 1 - 58 IMAGES (WELCOME)	1	NEW	SHELF - HANGING - 43-14-24-2	1	NEW
027.4 - MONITOR - 10" - FLUSH MOUNTED	2	NEW	073.5 - HAND SINK - BOH - SOURCED - (STANDARD)	1	NEW	137.1 - GARBAGE - SEMI-RECESSED - ASI (STANDARD)	2	NEW	KB00 - END PANEL - BACK COUNTER	3	NEW	SHELF - HANGING - 43.1-14-36-2	1	NEW
027.4 - MONITOR - 10" - FLUSH MOUNTED	4	FUTURE	080.2 - SOUP COOKER/WARMER - ON-COUNTER - QUADRUPLE - APW (STANDARD)	3	NEW	140 - ICE CADDY	1	NEW	KB01.1 - MILLWORK - DT POS	3	NEW	SHELF - HANGING RACK - 88-18-36-2	1	NEW
027.6 - MONITOR - 17" - CRASHPOINT	2	NEW	081.3L - U/C REFRIGERATOR - LEFT HINGE	1	NEW	141 - TEA CADDY - STEEPED	2	NEW	KB02.1 - MILLWORK - HORIZONTAL QUAD CUP WITH TWO COFFEE DRAWERS - PLAN	1	NEW	SHELF - OVERHEAD - 63-18-24	1	NEW
027.7 - MONITOR - 23" - SERVICE AREA (STANDARD)	2	NEW	081.3R - U/C REFRIGERATOR - RIGHT HINGE	1	NEW	141.1 - TEA CADDY - BAGGED	2	NEW	KB02.3 - MILLWORK - VERTICAL TRI CUP DISPENSER	2	NEW	SHELF - OVERHEAD - 63-18-36	2	NEW
029.1 - PAPERTOWEL DISPENSER -- ROLL	4	NEW	086.2 - LOCKERS - SINGLE WITH HANGING ROD	1	NEW	141.2 - SYRUP CADDY - 3 BOTTLES	1	NEW	KB02.4 - MILLWORK - QUAD CUP DISPENSER FOR ESPRESSO	1	NEW	SHELF - OVERHEAD - 63-24-24	3	NEW
029.2 - PAPER TOWEL DISPENSER - SINGLE ROLL	3	NEW	087.7 - ICED CAPP - FULL HEIGHT - TAYLOR 342 - DUAL WHIP	1	NEW	145 - KNIFE HOLDER	1	NEW	KB03.1 - MILLWORK - SINK WITH GARBAGE ONLY	1	NEW	SHELF - OVERHEAD - 63-24-36	4	NEW
031 - WIRELESS BASE STATION	1	NEW	089.2 - BABY CHANGE TABLE - HORIZONTAL MOUNTED	2	NEW	145 - KNIFE HOLDER	1	FUTURE	KB03R - MILLWORK - SINK RIGHT WITH DEWATERING BUCKET	1	NEW	SHELF - OVERHEAD - 63-24-54	1	NEW
031 - WIRELESS BASE STATION	1	FUTURE	090 - WINDOW BLINDS	13	NEW	147 - BIOHAZARD KIT	1	NEW	KB04.1 - MILLWORK - STAGING COUNTER DRIVE-THRU - WIDE FOR BAG & BOX INSERT	1	NEW	SHELF - OVERHEAD - 63-24-60	1	NEW
032 - BATTERY CHARGER	1	NEW	092 - LANE TIMER	2	NEW	148 - FIRST AID KIT - BRITISH COLUMBIA	1	NEW	KB07.1 - MILLWORK - UNDERCOUNTER EQUIPMENT	2	NEW			
033 - HARDWARE RECEIVER	1	NEW	094.2 - POP FRAME - OFFICE	1	NEW	154.1 - MONITOR - CLEARVIEW PLUS	1	FUTURE	KB08.1 - MILLWORK - SINGLE CABINET	1	NEW			
034.7R - DISHTABLING WITH SINK RIGHT FOR TEMPSTAR DISHWASHER	1	NEW	095.1 - WALL CLOCK - WOOD	2	NEW	155.1 - EYE WASH STATION (STANDARD)	1	NEW	KB08.4 - MILLWORK - FILLER - LINEAR	2	NEW			
034.8L - DRAWER PANS LEFT FOR TEMPSTER DISHWASHER	1	NEW	099.1 - STEEPED TEA (STANDARD)	2	NEW	156.6 - ICB INFUSION SERVER - 1.5gal (5.7L)	4	FUTURE	KB08.7 - MILLWORK - CUSTOM SHAPE	1	NEW			
035.3 - DISHWASHER - TEMPSTER (STANDARD)	1	NEW	104 - HOT PLATE STAND (STANDARD)	2	NEW	156.7S - ICB INFUSION STAND - SINGLE	4	FUTURE	KB09.24 - MILLWORK - FINISHING TABLE - 24IN	1	NEW			
035.3Q - DISHWASHER - TEMPSTER - QUENCHER SYSTEM	1	NEW	105.1 - STANTION POST (UPGRADE)	2	NEW	160.1 - PANINI PRESS - STAR PRO-MAX 2.0 - DUAL (STANDARD)	1	NEW	KB10.1 - MILLWORK - FONDANT STAND	1	NEW			
037.13 - POS CASH STATION - FRONT COUNTER (STANDARD)	2	NEW	106.1 - STANTION POST (UGRADE)	1	NEW	160.1 - PANINI PRESS - STAR PRO-MAX 2.0 - DUAL (STANDARD)	1	FUTURE	KB11.1 - MILLWORK - MICROWAVE SHELF	2	NEW			
037.14 - POS CASH STATION - DRIVE THRU CASH	1	NEW	107.7 - SAFE - THRU WALL - FL-4820 CASHGUARD - 3-COMPARTMENT (STANDARD)	1	NEW	165 - BAGEL RACK - WOOD - MOBILE	2	NEW	KB14.2D - LOW-WALL - SITE SPECIFIC - END OF MILLWORK	1	NEW			
037.15 - POS CASH STATION - DRIVE THRU ORDER	1	NEW	108.2 - BAGEL SABRE (STANDARD)	1	NEW	184.12 - GRAB AND GO - UNDERCOUNTER - 36in	1	NEW	KF00 - END PANEL - FRONT COUNTER	3	NEW			
037.16 - POS CASH STATION - DOSP ORDER	1	NEW	108.2 - BAGEL SABRE (STANDARD)	1	FUTURE	186.02A - HOT HOLD SHELF - OPTION-A 48in	1	NEW	KF01.1 - MILLWORK MODULE - POS FRONT - PLAN	1	NEW			
040.3 - LID DISPENSER - ICED (STANDARD)	1	NEW	109 - GLAZER - TABLE TOP - COMBINED	1	NEW	192 - WiFi ROUTER	1	NEW	KF01.2 - MILLWORK MODULE - POS FRONT - BARRIER FREE - PLAN	1	NEW			
040.4 - LID DISPENSER - 4 STEP HOT/ANGLED (STANDARD)	4	NEW	109.2 - GLAZER STAND - WITH SPECIAL SPEEDRACKS	1	NEW	201 - EXTERIOR POP FRAME	3	NEW	KF02.1 - MILLWORK - HORIZONTAL QUAD CUP WITH COFFEE DRAWER & DISH RACK - PLAN	2	NEW			
042.4 - MICROWAVE (STANDARD)	2	NEW	112 - MOBILE DISH CART	2	NEW	203R - OVEN - RATIONAL - RIGHT HINGE	2	NEW	KF03.1 - MILLWORK - SINK WITH GARBAGE ONLY	1	NEW			
042.4 - MICROWAVE (STANDARD)	1	FUTURE	114.10 - BACK COUNTER - 30-1/2" - LEFT	1	NEW	208.1 - RINSER - IN-COUNTER - WITH DRAIN PAN (STANDARD US)	1	NEW	KF03L - MILLWORK - SINK LEFT WITH DEWATERING BUCKET	1	NEW			
046.7 - TOASTER - HI-SPEED - Wx6225 (STANDARD)	1	NEW	114.2 - SANDWICH COUNTER - 48"	1	NEW	210.01 - SEAT - CHAIR - SHELL	23	NEW	KF04.1 - MILLWORK - LEVEL PASSTHRU	1	NEW			
046.7 - TOASTER - HI-SPEED - Wx6225 (STANDARD)	1	FUTURE	114.3 - SOUP STAGING COUNTER - LEFT SIDE	1	NEW	210.02 - TABLE - FREESTANDING - SQUARE 24 X 24	10	NEW	KF04.2 - MILLWORK - LEVEL PASSTHRU - BARRIER FREE	1	NEW			
051.2 - 3 BIN RECYCLING UNIT	1	NEW	114.4 - SOUP COUNTER	1	NEW	210.04 - TABLE - FREESTANDING - RECT 24 X 48 B.F.	2	NEW	KF07.1 - MILLWORK - FILLER - INLINE	3	NEW			
052.2 - FASCIA SCRIPT SIGN - 42"	3	NEW	114.5 - STAGING COUNTER - RIGHT SIDE	1	NEW	210.06H - SEAT - STOOL - HIGH	8	NEW	KF07.2 - MILLWORK - FILLER - INSIDE WEDGE	2	NEW			
052.2 - FASCIA SCRIPT SIGN - 42"	1	FUTURE	114.6 - BAGEL TOASTER COUNTER	1	NEW	210.07 - SEAT - CHAIR - CLASSIC LOUNGE	4	NEW	KF08.1 - MILLWORK - U/C EQUIPMENT - SERVICE HEIGHT	1	NEW			
053.4 - VANITY - SINGLE - SOURCED (STANDARD)	2	NEW	114.9 - BACK COUNTER - 30-1/2" - RIGHT	1	NEW	210.09 - TABLE - COFFEE - RECTANGULAR 20 X 20	2	NEW	KF13.1 - MILLWORK - SWING GATE	1	NEW			
053.5 - VANITY - STAFF - SOURCED (CANADA ONLY)	1	NEW	115.2 - COUNTERFEIT DETECTOR	3	FUTURE	210.10L - SEAT - FIXED BENCH - FINISHED LEFT SIDE	1	NEW	Ki01 - MILLWORK INSERT - POS BAG & BOX	3	NEW			
057.2 - FONDANT WARMER - STANDARD	1	NEW	118.1 - OFFICE COMPUTER	1	NEW	210.18H - TABLE - FREESTANDING - COMMUNITY - 8T - HIGH	1	NEW	Ki04 - MILLWORK INSERT - DSOP GLASSGUARD	1	NEW			
060.3 - HOT PLATE - ELECTRIC (STANDARD)	2	NEW	122 - BAGEL/BREAD BASKET - WIRE	2	NEW	D22.2 - LOW WALL PARTITION - CAP (STANDARD)	2	NEW	Ki06 - MILLWORK INSERT - QUAD CUTLERY DISPENSER	2	NEW			

FACILITY STATISTICS

FACILITY STATISTICS	MODEL 2500 SPECIAL 40 SEATS
SEATING CAPACITY:	40 SEATS
FULL HT. SHELVING:	80 LIN FT
OVERHEAD SHELVING:	29 LIN FT
TOTAL DRY SHELVES:	109 LIN FT
COOLER SHELVING:	60 LIN FT
FREEZER SHELVING:	102 LIN FT
PUBLIC WASHROOMS:	160 SQ FT
SEATING AREA:	960 SQ FT
SERVICE AREA:	510 SQ FT
BACK OF HOUSE:	870 SQ FT
TOTAL AREA: (SQ FT)	2500 SQ FT

Tim Hortons — ALWAYS FRESH — TOUJOURS FRAIS

OPERATED BY THE TDL GROUP CORP.

HEAD OFFICE:
226 WYECROFT RD OAKVILLE, L6K 3X7
TEL (905)845-6511 FAX (905)845-5551

CALGARY OFFICE:
7460-51 St. SE, CALGARY,ALBERTA, T2C 4B4
TEL (403)203-7400- FAX (403)203-7460

MONTREAL OFFICE:
10590 CHEMIN COTE de LIESSE,
LACHINE, QUEBEC H8T 1A4
TEL (514)636-2233 FAX (514)636-5313

THESE DRAWINGS SHOULD BE CHECKED FOR CONFIRMATION TO LOCAL, PROVINCIAL, AND STATE BUILDING CODES.

DO NOT SCALE DRAWINGS

THIS DRAWING SHOULD NOT BE USED FOR CONSTRUCTION PURPOSES UNTIL ISSUED FOR CONSTRUCTION BY AN ARCHITECT

REVIEW CHECKLIST

1. REVIEW FACILITY STATISTICS
2. QUEUING AND STACKING
3. SEATING LAYOUT
4. FIREPLACE / TV LOCATION
5. FRONT LINE SETUP
6. SHOWCASE CAPACITY
7. GRAB & GO LOCATION
8. STAFF AREA
9. PATIO

RVP APPROVED: ______ DATE

DIRECTOR OF INTERNATIONAL BUILDING STANDARDS ______ DATE

RESTAURANT OWNER ______ DATE

THIS DRAWING IS OWNED BY OR LICENSED FOR USE BY TIM HORTONS OR ITS AFFILIATED OR RELATED COMPANIES AND MAY NOT BE REPRODUCED, USED, DOWNLOADED, DISSEMINATED, PUBLISHED, OR TRANSFERRED IN ANY FORM OR BY ANY MEANS, EXCEPT WITH THE PRIOR WRITTEN CONSENT OF TIM HORTONS. COPYRIGHT INFRINGEMENT IS A VIOLATION OF FEDERAL LAW SUBJECT TO CRIMINAL AND CIVIL PENALTIES.

THE CONTRACTOR IS TO VERIFY ALL DIMENSIONS AND CONDITIONS ON THE PROJECT AND TO REPORT ANY DISCREPANCIES TO THE TIM HORTONS REPRESENTATIVE PRIOR TO COMMENCING WORK. THESE DRAWINGS ARE NOT TO BE USED FOR CONSTRUCTION PURPOSES UNLESS INDICATED BY TIM HORTONS AS "ISSUED FOR CONSTRUCTION".

PREPARED BY:

K PAUL ARCHITECT INC.

No.	REVISIONS	DATE
02	REVISED TO WELCOME	05.16.2018
01	ISSUED FOR DESIGN APPROVAL	02.16.2018

TDL STANDARDS VERSION: v.1509

STATUS

PROJECT

Tim Hortons®

RESTAURANT 107599
MODEL: 2500 SPECIAL
5TH ST. & HWY 3
GRAND FORKS, BC

DRAWING TITLE:
PRELIMINARY
EQUIPMENT PLAN

DRAWN BY:	NB
DATE:	02.16.2018
SCALE:	AS NOTED
COLOUR SCHEME:	TBD
DRAWING NO.	SK4

toni.prati - P:\TDL\Projects\2017\BC\1710149 - 7599 - Grand Forks BC\07.0 Dwgs & Specs\07.1 Des\08_SK.ELEV.AP DWG\01_SKETCHES\7599 SK4-Welcome.dwg - 24 May 2018 - 2:55PM

THE CORPORATION OF THE CITY OF GRAND FORKS

7217 – 4TH STREET, BOX 220 · GRAND FORKS, BC VOH 1H0 · FAX 250-442-8000 · TELEPHONE 250-442-8266

DEVELOPMENT PERMIT APPLICATION

LOCAL GOVERNMENT ACT, SECTION 490

APPLICATION FEE **$200.00** Receipt No. _____

Requirement of the City of Grand Forks Sustainable Community Plan Bylaw No. 1919 for all multi-family, hillside development, commercial, light industrial and environmentally sensitive developments, alterations and subdivisions. All new development where City services are available will be subject to Development Cost Charges.

Registered Owner(s): Alcar Investment Ltd., BC0727766

Mailing Address: 10646 Madrona Drive, North Saanich, BC V8L 5L8

10646 Madrona Drive, North Saanich, BC V8L 5L8

Telephone: ~~Home~~ Cell: 250-267-1016 Work _____

Legal Description & P.I.D.:

Lot A District Lot 108 Similkameen Division Yale District Plan 343395

PI: 001-481-525

Street Address: 441Central Avenue, Grand Forks, BC

DECLARATION PURSUANT TO THE *WASTE MANAGEMENT ACT*

I, Alan Hannebauer, owner of the subject property described on this application form, hereby declare that the land which is the subject of this application has not, to my knowledge, been used for industrial or commercial activity as defined in the list of "Industrial Purposes and Activities" (Schedule 2) of the Contaminated Sites Regulation (B.C. Reg. 375/96). I therefore declare that I am not required to submit a Site Profile under Section 26.1 or any other section of the *Waste Management Act*.

(signature) May 17, 2018 (date)

Description of Proposed Subdivision and or Development to be included in the Development Permit Area:

stand alone restaurant building with drive-thru + patio

Submit the following information with the application:

1. For Commercial or Industrial subdivision applications – plan showing new lots to be created.

2. For development purposes, a legible site plan drawn to scale, showing the following:

   (a) The boundaries and dimensions of the subject property.
   (b) The location of any proposed or present buildings.
   (c) Color rendition of proposed development.
   (d) The location of off-street parking facilities.
   (e) The location of off-street loading facilities.
   (f) The location of any proposed access roads, screening, landscaping or fencing.
   (g) The location of refuse containers and parking area lighting.

3. Professionally drawn site elevations, façade applications for proposed or present buildings, identifying colors, canopies, window trim and sign specifications.

4. Site Profile (if necessary in accordance with Section 557 of the Local Government Act).

Other information or more detailed information may be requested by the City of Grand Forks upon review of your application.

Signature of Owner

May 17, 2017
Date

AGENT'S AUTHORIZATION

I hereby authorize the person/company listed below to act on my behalf with respect to this application and that the information provided is full and complete and to the best of knowledge to be a true statement of the facts.

Name of Authorized Agent: Dillon Consulting Limited

Mailing Address: 3820 Cessna Drive, Suite 510 Richmond BC

Telephone: 604-278-7847 Email: rsiersma@dillon.ca

Owner(s) Signature of Authorization

February 14, 2018

The Corporation of the City of Grand Forks
7217 – 4th Street, Box 220
Grand Forks, BC
V0H 1H0

Subject: Letter of authorization from registered owner of the land

Property Address:	**441 Central Avenue, Grand Forks, BC**
Project Name (if applicable):	**107599- Grand Forks Tim Hortons**
Registered Owners as on land title:	**Alcar Investments Ltd., BC0727766**

Please be advised that, as owner(s) of the above-mentioned property, I/we authorize **TDL Group Corp.** and/or **Dillon Consulting Limited** to apply for any and all development, sign and building permits for the above mentioned property.

I/We further agree to immediately notify The Corporation of the City of Grand Forks, in writing, of any changes regarding the above information.

Date signed: May 17, 2018

Contact Name:	Alan Hannebauer
Contact Address:	10646 Madrona Drive, North Saanich, BC V8L5L8
Contact Phone:	cell: 250-267-1046
Contact Email:	alan@hannebauer.net

Authorized signature of owner (print) Alan Hannebauer

(sign)

BRITISH COLUMBIA Ministry of Environment

Site Profile
Schedule 1 Contaminated Sites Regulation

This form may be sent to the Ministry of Environment by paper mail, fax, or courier. It may also be scanned and e-mailed with the applicable attachments (such as maps) to siteprofiles@gov.bc.ca.

Mail, Fax or Courier: Director of Waste Management
c/o Site Profile Administration
Ministry of Environment
#200 - 10470 - 152nd Street
Surrey BC V3R 0Y3

Fax: (604) 584-9751

For further information, please e-mail us at site@gov.bc.ca, or contact us by phone at (250) 387-4441.

Introduction
Under section 40 of the *Environmental Management Act*, a person who knows or reasonably should know that a site has been used or is used for industrial or commercial purposes or activities must in certain circumstances provide a site profile.

Schedule 2 of the Contaminated Sites Regulation sets out the types of industrial or commercial purposes or activities to which site profile requirements apply.

If section 40 of the Environmental Management Act applies to you and you know or reasonably should know that the site has been used or is used for one of the purposes or activities found in Schedule 2 of the Contaminated Sites Regulation, you may be required to complete the attached site profile.

Instructions
Persons preparing a site profile *must* complete Section I, II and III, answer all questions in sections IV through IX, and sign section XI. If the site profile is not satisfactorily completed, it will not be processed under the *Environmental Management Act* and the Contaminated Sites Regulation. Failure to complete the site profile satisfactorily may result in delays in approval of relevant applications and in the postponement of decisions respecting the property.

The person completing this site profile is responsible for the accuracy of the answers. Questions must be answered to the best of your knowledge.

Section 27 (1) of the *Freedom of Information and Protection of Privacy Act* requires that provision of personal information concerning an individual must be authorized by that individual. Persons completing the site profile on behalf of the site owner must be authorized by the site owner.

One (1) site profile may be completed for a site comprised of more than one titled or untitled parcel, but individual parcels must be identified.

The latitude and longitude (accurate to 0.5 of a second using North American Datum established in 1983) of the centre of the site must be provided. Also, please attach an accurate map, containing latitude, longitude and datum references, which shows the boundaries of the site in question. Please use the largest scale map available.

If the property is legally surveyed, titled and registered, then all PID numbers (Parcel Identifiers - Land Title Registry system) must be provided for *each* parcel as well as the appropriate legal description.

If the property is untitled Crown land (no PID number), then the appropriate PIN numbers (Parcel Identification Numbers - Crown Land registry system) for each parcel with the appropriate land description should be supplied.

If available, the Crown Land File Number for the site should also be supplied.

Anything submitted in relation to this site profile will become part of the public record and may be made available to the public through the Site Registry as established under the *Environmental Management Act*.

Under section 43 of the Environmental Management Act, corporate and personal information contained in the site profile may be made available to the public through the Site Registry. If you have questions concerning the collection of this information, contact the Site Registrar, at site@gov.bc.ca. For questions on site profiles, please send a message to siteprofiles@gov.bc.ca.

I. CONTACT IDENTIFICATION

A. Name of Site Owner

Last Name	First Name	Middle Initial(s)
Hannebauer	Alan	

(and/or, if applicable)

Company

Alcar Investments Ltd

Owner's Civic Address

10646 Madrona Drive

City	Province/State
North Saanich	BC

Country	Postal/Zip Code
Canada	V8L 5L8

B. Person Completing Site Profile (Leave blank if same as above):

Last Name	First Name	Middle Initial(s)
Hannebauer	Alan	R

(and/or, if applicable)

Company

C. Person to Contact Regarding the Site Profile:

Last Name	First Name	Middle Initial(s)
Hannebauer	Alan	

(and/or, if applicable)

Company

Alcar Investments Ltd

Mailing Address

10646 Madrona Drive

City	Province/State
North Saanich	British Columbia

Country	Postal/Zip Code
Canada	V8L 5L8

Telephone (###) ###-####	Fax (###) ###-####
250-267-1046	

II. SITE IDENTIFICATION

Please attach a site map with your application

All Property

Coordinates (using the North American Datum 1983 convention) for the centre of the site:

Latitude	Degrees	49.032786	Minutes		Seconds	
Longitude	Degrees	-118.440993	Minutes		Seconds	

Please attach a map of appropriate scale showing the boundaries of the site.

For Legally Titled, Registered Property

Site Address (if applicable)

441 Central Avenue, Grand Forks, BC

City

Grand Forks

Postal Code

V0H 1H0

PID numbers and associated legal descriptions.

PID	Legal Description	Add	Delete
001-481-525	Lot A District Lot 108 Similkameen Division	+	-
	Yale District Plan 343395	+	-

Total number of titled parcels represented by this site profile

1

For Untitled Crown Land

PIN numbers and associated Land Description (if applicable).

PIN	Land Description	Add	Delete
		+	-
		+	-

Total number of untitled crown land parcels represented by this site profile

(and, if available)

Crown Land File Numbers (comma separated)

III. COMMERCIAL AND INDUSTRIAL PURPOSES OR ACTIVITIES

Please indicate below, in the format of the example provided, which of the industrial and commercial purposes and activities from Schedule 2 have occurred or are occurring on this site.

EXAMPLE

Schedule 2 Reference	Description
E1	appliance, equipment or engine repair, reconditioning, cleaning or salvage
F10	solvent manufacturing or wholesale bulk storage

Schedule 2 Reference	Description	Add	Delete
		+	-

IV. AREAS OF POTENTIAL CONCERN

Is there currently or to the best of your knowledge has there previously been on the site any (please mark the appropriate column opposite the question):		**YES**	**NO**
A.	Petroleum, solvent or other polluting substance spills to the environment greater than 100 litres?	☐	☑
B.	Residue left after removal of piled materials such as chemicals, coal, ore, smelter slag, air quality control system baghouse dust?	☐	☑
C.	Discarded barrels, drums or tanks?	☐	☑
D.	Contamination resulting from migration of substances from other properties?	☐	☑

V. FILL MATERIALS

Is there currently or to the best of your knowledge has there previously been on the site any deposit of (please mark the appropriate column opposite the question):		**YES**	**NO**
A.	Fill dirt, soil, gravel, sand or like materials from a contaminated site or from a source used for any of the activities listed under Schedule 2?	☐	☑
B.	Discarded or waste granular materials such as sand blasting grit, asphalt paving or roofing material, spent foundry casting sands, mine ore, waste rock or float?	☐	☑
C.	Dredged sediments, or sediments and debris materials originating from locations adjacent to foreshore industrial activities, or municipal sanitary or stormwater discharges?	☐	☑

VI. WASTE DISPOSAL

	Is there currently or to the best of your knowledge has there previously been on the site any landfilling, deposit, spillage or dumping of the following materials (please mark the appropriate column opposite the question):	YES	NO
A.	Materials such as household garbage, mixed municipal refuse, or demolition debris?	☐	☑
B.	Waste or byproducts such as tank bottoms, residues, sludge, or flocculation precipitates from industrial processes or wastewater treatment?	☐	☑
C.	Waste products from smelting or mining activities, such as smelter slag, mine tailings, or cull materials from coal processing?	☐	☑
D.	Waste products from natural gas and oil well drilling activities, such as drilling fluids and muds?	☐	☑
E.	Waste products from photographic developing or finishing laboratories; asphalt tar manufacturing; boilers, incinerators or other thermal facilities (e.g. ash); appliance, small equipment or engine repair or salvage; dry cleaning operations (e.g. solvents); or from the cleaning or repair of parts of boats, ships, barges, automobiles or trucks, including sandblasting grit or paint scrapings?	☐	☑

VII. TANKS OR CONTAINERS USED OR STORED, OTHER THAN TANKS USED FOR RESIDENTIAL HEATING FUEL

	Are there currently or to the best of your knowledge have there been previously on the site any (please mark the appropriate column opposite the question):	YES	NO
A.	Underground fuel or chemical storage tanks other than storage tanks for compressed gases?	☐	☑
B.	Above ground fuel or chemical storage tanks other than storage tanks for compressed gases?	☐	☑

VIII. HAZARDOUS WASTES OR HAZARDOUS SUBSTANCES

	Are there currently or to the best of your knowledge have there been previously on the site any (please mark the appropriate column opposite the question):	YES	NO
A.	PCB-containing electrical transformers or capacitors either at grade, attached above ground to poles, located within buildings, or stored?	☐	☑
B.	Waste asbestos or asbestos containing materials such as pipe wrapping, blown-in insulation or panelling buried?	☐	☑
C.	Paints, solvents, mineral spirits or waste pest control products or pest control product containers stored in volumes greater than 205 litres?	☐	☑

IX. LEGAL OR REGULATORY ACTIONS OR CONSTRAINTS

	To the best of your knowledge are there currently any of the following pertaining to the site (please mark the appropriate column opposite the question):	YES	NO
A.	Government orders or other notifications pertaining to environmental conditions or quality of soil, water, groundwater or other environmental media?	☐	☑
B.	Liens to recover costs, restrictive covenants on land use, or other charges or encumbrances, stemming from contaminants or wastes remaining onsite or from other environmental conditions?	☐	☑
C.	Government notifications relating to past or recurring environmental violations at the site or any facility located on the site?	☐	☑

X. ADDITIONAL COMMENTS AND EXPLANATIONS

(Note 1: Please list any past or present government orders, permits, approvals, certificates and notifications pertaining to the environmental condition, use or quality of soil, surface water, groundwater or biota at the site.

Note 2: If completed by a consultant, receiver or trustee, please indicate the type and degree of access to information used to complete this site profile. Attach extra pages, if necessary):

XI. SIGNATURES

The person completing the site profile states that the above information is true based on the person's current knowledge as of the date completed.

Signature

→ **OR:** ☐ By checking this box, I declare that the information contained in this form is complete and accurate information.

Date Signed (MMM/DD/YY) 05/17/18

OFFICIAL USE

Reason for submission *(Please check one or more of the following)*

- ☐ Soil removal
- ☐ Subdivision application
- ☐ Zoning application
- ☐ Development permit
- ☐ Variance permit
- ☐ Demolition permit

Local Government contact:

Name

Agency

Address

Telephone (###) ###-####

Fax (###) ###-####

E-mail

Date Received (YYYY-MM-DD)

Date Submitted to Site Registrar (YYYY-MM-DD)

Date forwarded to Director of Waste Management: (YYYY-MM-DD)